

# Schedule and Strategy

---

Schedule of Accommodation  
Cleaning and Maintenance Strategy  
Signage Strategy

06

# 06 Schedule and Strategy

## Schedule of Accommodation









Proposed SOA				
Name	ADB HBN Area	Area	HBN Difference	Comments
<b>Ancillary Space</b>				
Clean Utility	16 m <sup>2</sup>	12 m <sup>2</sup>	-4 m <sup>2</sup>	
Cleaners	8 m <sup>2</sup>	7 m <sup>2</sup>	-1 m <sup>2</sup>	
Dirty Utility	8 m <sup>2</sup>	7.5 m <sup>2</sup>	-0.5 m <sup>2</sup>	
Linen Store	3 m <sup>2</sup>	1 m <sup>2</sup>	-2 m <sup>2</sup>	
Storage	16 m <sup>2</sup>	19 m <sup>2</sup>	3 m <sup>2</sup>	
Drug Room	8 m <sup>2</sup>	8 m <sup>2</sup>	0 m <sup>2</sup>	
Skegness Cancer Treatment Suite	40 m <sup>2</sup>	31.5 m <sup>2</sup>	-8.5 m <sup>2</sup>	
WC	2.5 m <sup>2</sup>	3 m <sup>2</sup>	0.5 m <sup>2</sup>	
<b>Consultation</b>				
Consult 01	16 m <sup>2</sup>	16 m <sup>2</sup>	0 m <sup>2</sup>	
Consult 02	12 m <sup>2</sup>	16 m <sup>2</sup>	4 m <sup>2</sup>	
Consult 03	12 m <sup>2</sup>	15 m <sup>2</sup>	3 m <sup>2</sup>	
Consult 04	12 m <sup>2</sup>	15 m <sup>2</sup>	3 m <sup>2</sup>	
Consult - Cardiac / Echo	16 m <sup>2</sup>	18 m <sup>2</sup>	2 m <sup>2</sup>	
<b>MEP</b>				
HV Switchroom	N/A	13 m <sup>2</sup>	N/A	External to Main Building
LV Switchroom	N/A	16.5 m <sup>2</sup>	N/A	External to Main Building
Water Tank and Booster Enclosure	N/A	13 m <sup>2</sup>	N/A	External to Main Building
<b>MRI / CT</b>				
Acc. Change 5	4.5 m <sup>2</sup>	4.5 m <sup>2</sup>	0 m <sup>2</sup>	
Acc. Change 6	4.5 m <sup>2</sup>	4.5 m <sup>2</sup>	0 m <sup>2</sup>	
Acc. WC	4.5 m <sup>2</sup>	5 m <sup>2</sup>	0.5 m <sup>2</sup>	
Acc. WC	4.5 m <sup>2</sup>	5.5 m <sup>2</sup>	1 m <sup>2</sup>	
Cannulation	9 m <sup>2</sup>	9 m <sup>2</sup>	0 m <sup>2</sup>	
Cannulation	9 m <sup>2</sup>	10 m <sup>2</sup>	1 m <sup>2</sup>	
Change 1	2 m <sup>2</sup>	3.5 m <sup>2</sup>	1.5 m <sup>2</sup>	
Change 2	2 m <sup>2</sup>	3 m <sup>2</sup>	1 m <sup>2</sup>	
Change 3	2 m <sup>2</sup>	3 m <sup>2</sup>	1 m <sup>2</sup>	
Change 4	2 m <sup>2</sup>	3 m <sup>2</sup>	1 m <sup>2</sup>	
Control Lobby	N/A	13 m <sup>2</sup>	N/A	50sq.m for Suite
Control Room	16 m <sup>2</sup>	15.5 m <sup>2</sup>	-0.5 m <sup>2</sup>	Added into Plan
Control Room	16 m <sup>2</sup>	15.5 m <sup>2</sup>	-0.5 m <sup>2</sup>	Added into Plan
CT Scanner	36 m <sup>2</sup>	35.5 m <sup>2</sup>	-0.5 m <sup>2</sup>	50sq.m for Suite
Equipment Bay	1 m <sup>2</sup>	1.5 m <sup>2</sup>	0.5 m <sup>2</sup>	

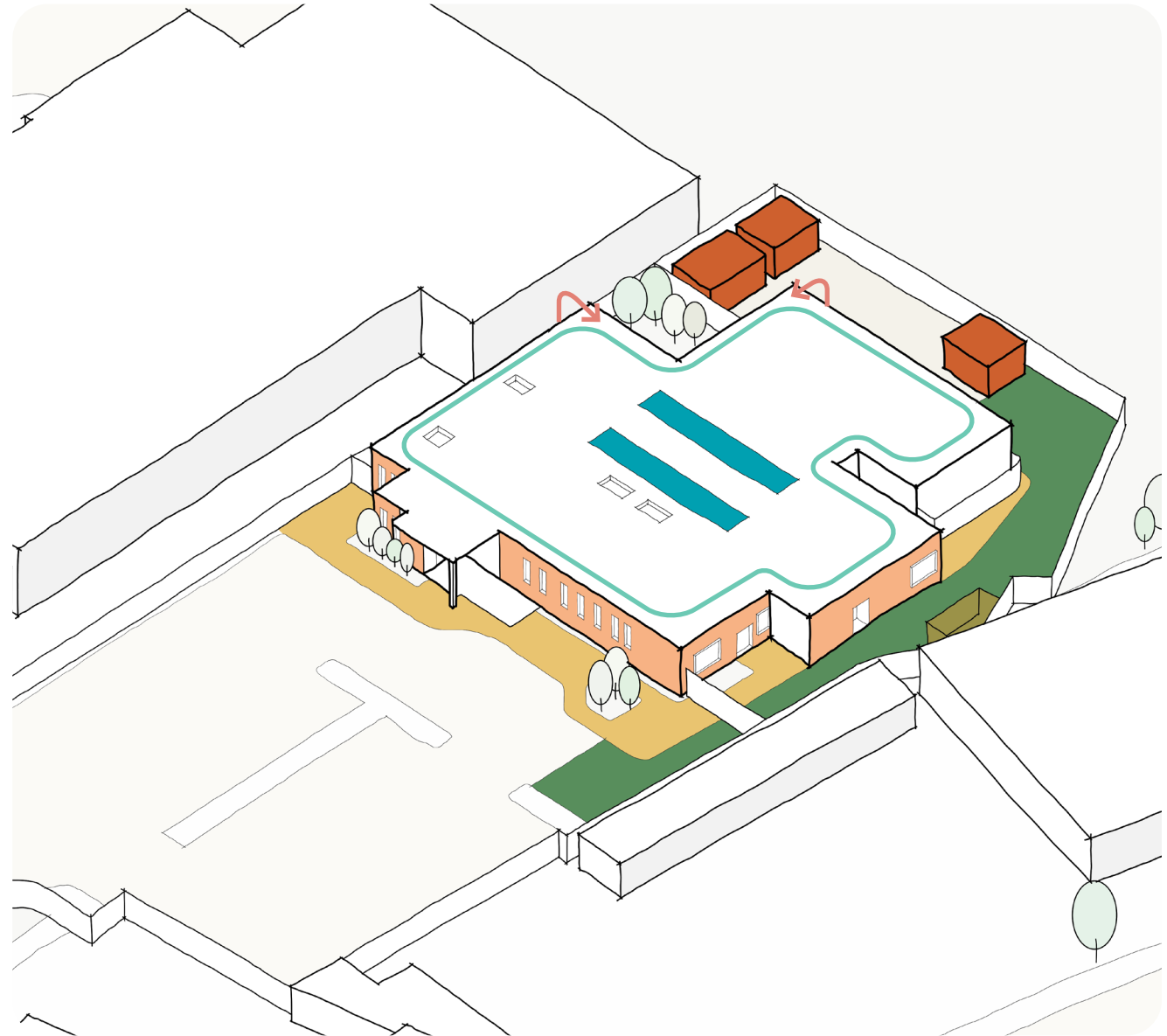
Proposed SOA				
Name	ADB HBN Area	Area	HBN Difference	Comments
Lockers	N/A	1 m <sup>2</sup>	N/A	
MRI	45 m <sup>2</sup>	39.5 m <sup>2</sup>	-5.5 m <sup>2</sup>	50sq.m for Suite
Resus	1 m <sup>2</sup>	1 m <sup>2</sup>	0 m <sup>2</sup>	
Shared Reporting Room	24 m <sup>2</sup>	19.5 m <sup>2</sup>	-4.5 m <sup>2</sup>	
Tech Room	TBC	12.5 m <sup>2</sup>	TBC	Added into Plan. TBC by Specialist
<b>Plant</b>				
Disp. Cupd.	N/A	2 m <sup>2</sup>	N/A	TBC by M&E
Plant	N/A	7 m <sup>2</sup>	N/A	TBC by M&E
Server	N/A	6 m <sup>2</sup>	N/A	TBC by M&E
<b>Reception / Waiting</b>				
Acc. WC	4.5 m <sup>2</sup>	4.5 m <sup>2</sup>	0 m <sup>2</sup>	
Bloods / Diagnostics	12 m <sup>2</sup>	6 m <sup>2</sup>	-6 m <sup>2</sup>	
Entrance Lobby	10 m <sup>2</sup>	11.5 m <sup>2</sup>	1.5 m <sup>2</sup>	
Interview / Family	10 m <sup>2</sup>	8 m <sup>2</sup>	-2 m <sup>2</sup>	
Reception	11 m <sup>2</sup>	12 m <sup>2</sup>	1 m <sup>2</sup>	Added into Plan
Waiting	30 m <sup>2</sup>	28.5 m <sup>2</sup>	-1.5 m <sup>2</sup>	
WC	2.5 m <sup>2</sup>	2.5 m <sup>2</sup>	0 m <sup>2</sup>	
<b>Shared Patient Facilities</b>				
Acc. WC	4.5 m <sup>2</sup>	4.5 m <sup>2</sup>	0 m <sup>2</sup>	
Sub-Wait	15 m <sup>2</sup>	5 m <sup>2</sup>	-10 m <sup>2</sup>	
<b>Staff Support Facilities</b>				
Clinical Admin	30 m <sup>2</sup>	19.5 m <sup>2</sup>	-10.5 m <sup>2</sup>	
Office	8 m <sup>2</sup>	8 m <sup>2</sup>	0 m <sup>2</sup>	
Staff Change Unisex	20 m <sup>2</sup>	19.5 m <sup>2</sup>	-0.5 m <sup>2</sup>	
Staff Room	20.5 m <sup>2</sup>	15.5 m <sup>2</sup>	-5 m <sup>2</sup>	
Staff WC	2.5 m <sup>2</sup>	2.5 m <sup>2</sup>	0 m <sup>2</sup>	
Staff WC	2.5 m <sup>2</sup>	2.5 m <sup>2</sup>	0 m <sup>2</sup>	
<b>Ultrasound</b>				
Ultrasound	16 m <sup>2</sup>	17 m <sup>2</sup>	1 m <sup>2</sup>	
<b>X-Ray</b>				
Control Room	12 m <sup>2</sup>	7 m <sup>2</sup>	-5 m <sup>2</sup>	
X-Ray	30 m <sup>2</sup>	30.5 m <sup>2</sup>	0.5 m <sup>2</sup>	

# 06 Schedule and Strategy

## Cleaning and Maintenance Strategy

### KEY

-  Windows to be cleaned with a 'Reach & Wash' Pole within clear paving area
-  Clear path surrounding the building for easy maintenance of facades.
-  Maintenance Road only for waste and maintenance.
-  MEP Plant at the rear of the Building.
-  External Waste Store.
-  Indicative PV Locations.
-  1100mm Railing at Roof Level for maintenance of Roof Lights and PV's.
-  Caged access Ladder.



# 06 Schedule and Strategy


## Signage Strategy

The adjacent sketch indicates where external signage will be required to help visitors find the building. It is understood that the site could be difficult for patients to find, therefore clear signage at the site entrance is vital. Placement of signage has been decided with careful consideration to the neighbours, as to not impose on the existing streetscape.

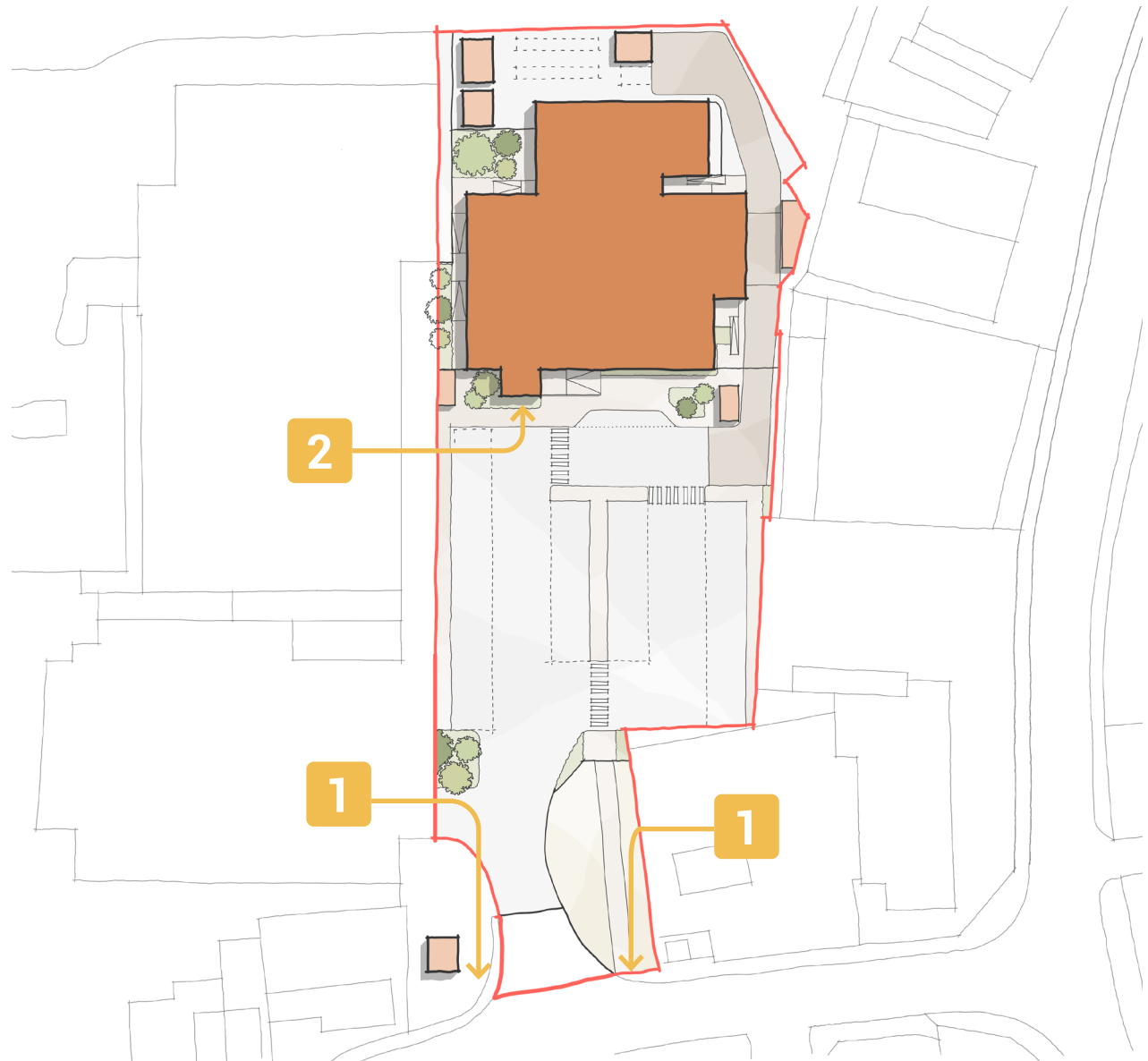
Precedents from Existing Hospitals to display the type of signage that may be required.



1 Signage along the main road to indicate the Trust and name of the Community Diagnostics Centre.



2 Signage outside the main entrance to indicate what services the building provides.



# 06 Schedule and Strategy

## Signage Strategy

Signage is a key element for the Trust. The visuals display the extent of signage that they are proposing on the buildings facade.

Bold signage along the front elevation displaying 'CDC Community Diagnostics Centre'. Sign is to be illuminated so that it is visible in the dark.

United Lincolnshire Hospitals NHS Trust Signage to be located next to the main entrance.

Large United Lincolnshire Hospitals NHS Trust Signage at high level on the corner of the building.



# Proposed Illustrative Visuals

---

Front Approach  
Axonometric View  
Main Elevation  
Main Entrance

07

# 07 Proposed Illustrative Visuals

Front Approach



# 07

## Proposed Illustrative Visuals

Axonometric View





# 07 Proposed Illustrative Visuals

Main Elevation



# 07 Proposed Illustrative Visuals

## Main Entrance



# 07 Proposed Illustrative Visuals

Night View



**DAY**