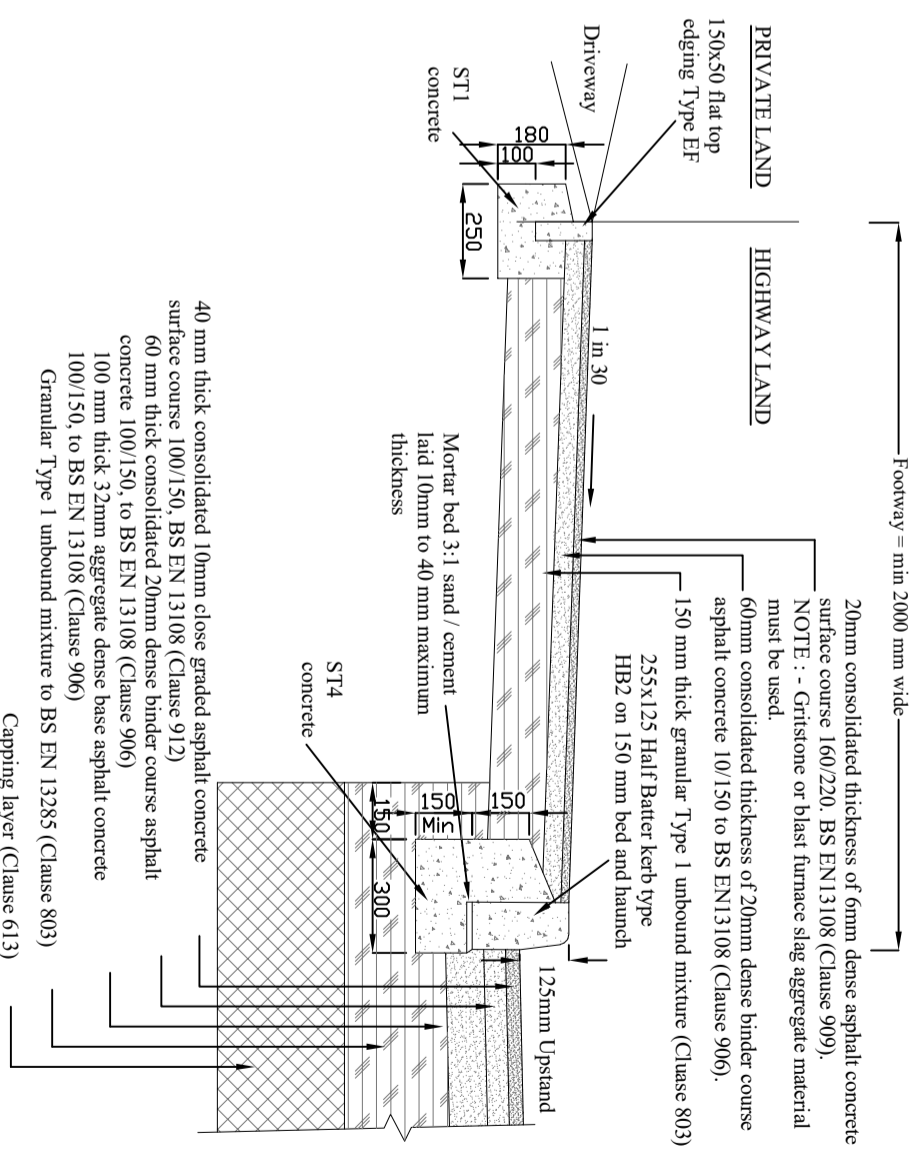
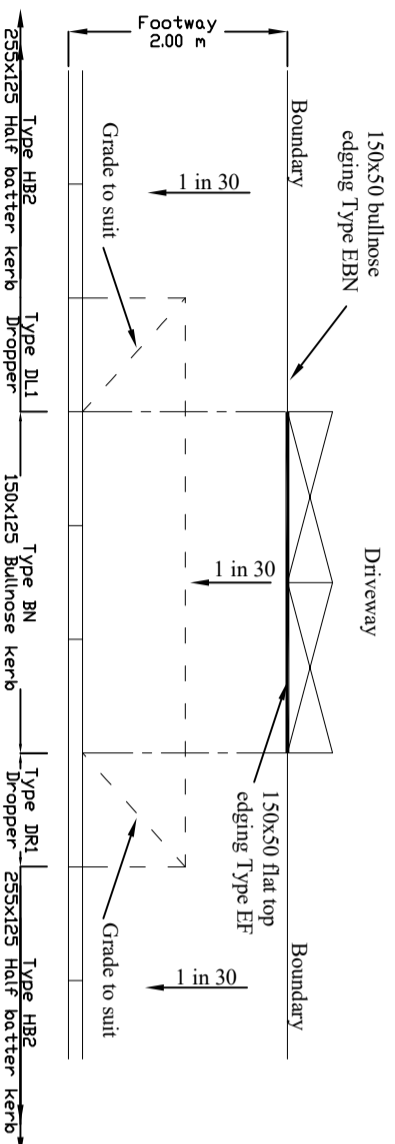


- NOTE**
1. Where the driveway falls away from the footway, it is the developer's responsibility to ensure the vehicles do not ground on the crossover.
 2. Where the driveway falls towards the footway, surface water shall not be allowed to drain across the footway.
 3. All dimensions are in millimeters unless otherwise stated.

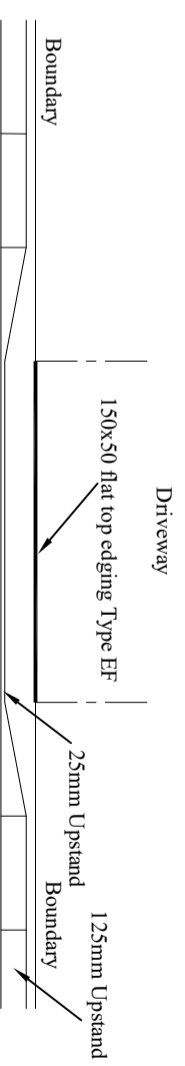
FOOTWAY VEHICULAR CROSSING
CONSTRUCTION DETAILS
SCALE 1:20



FOOTWAY CONSTRUCTION DETAILS
SCALE 1:20



PLAN OF VEHICULAR CROSSING
NTS



ELEVATION OF VEHICULAR CROSSING
NTS

Project title
**PROPOSED EXTENSION & LOFT
CONVERSION AT
34 DRUM TOWER VIEW, CAERPHILLY.**

drawing title
HIGHWAY DETAILS

scale	date	drawn	checked
As Shown	Nov'23		
project ref.	drawing no.	rev.	
	110		

NOTE:-
ALL DIMENSIONS IN MILLIMETRES UNLESS SHOWN OTHERWISE.