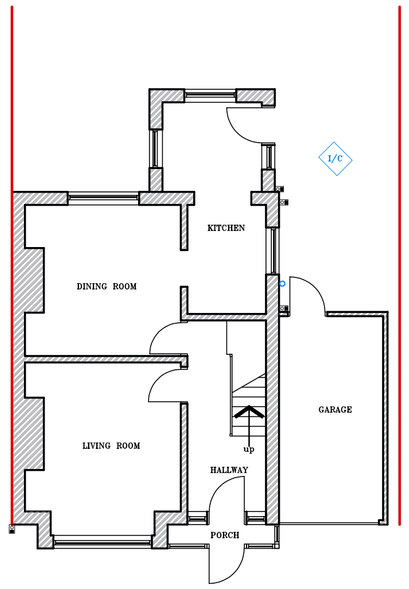

EXISTING GROUND FLOOR PLAN
Scale 1:100

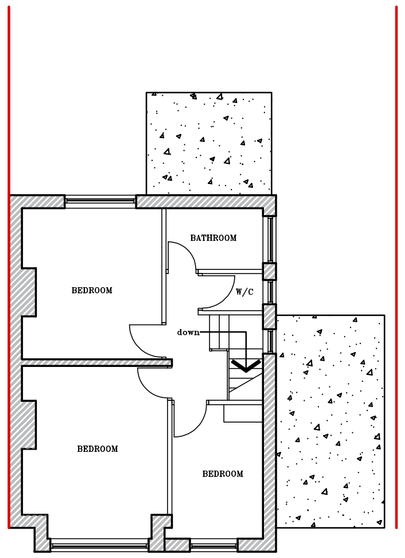

EXISTING FIRST FLOOR PLAN
Scale 1:100

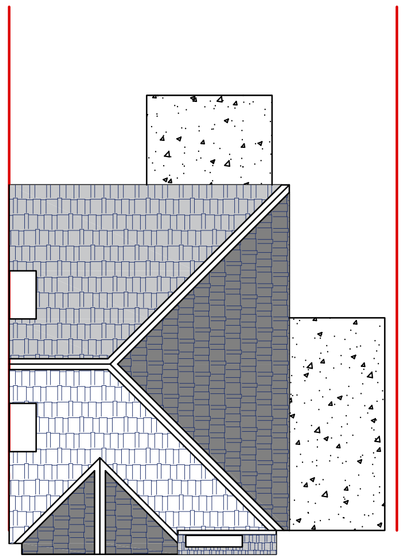

EXISTING ROOF PLAN
Scale 1:100

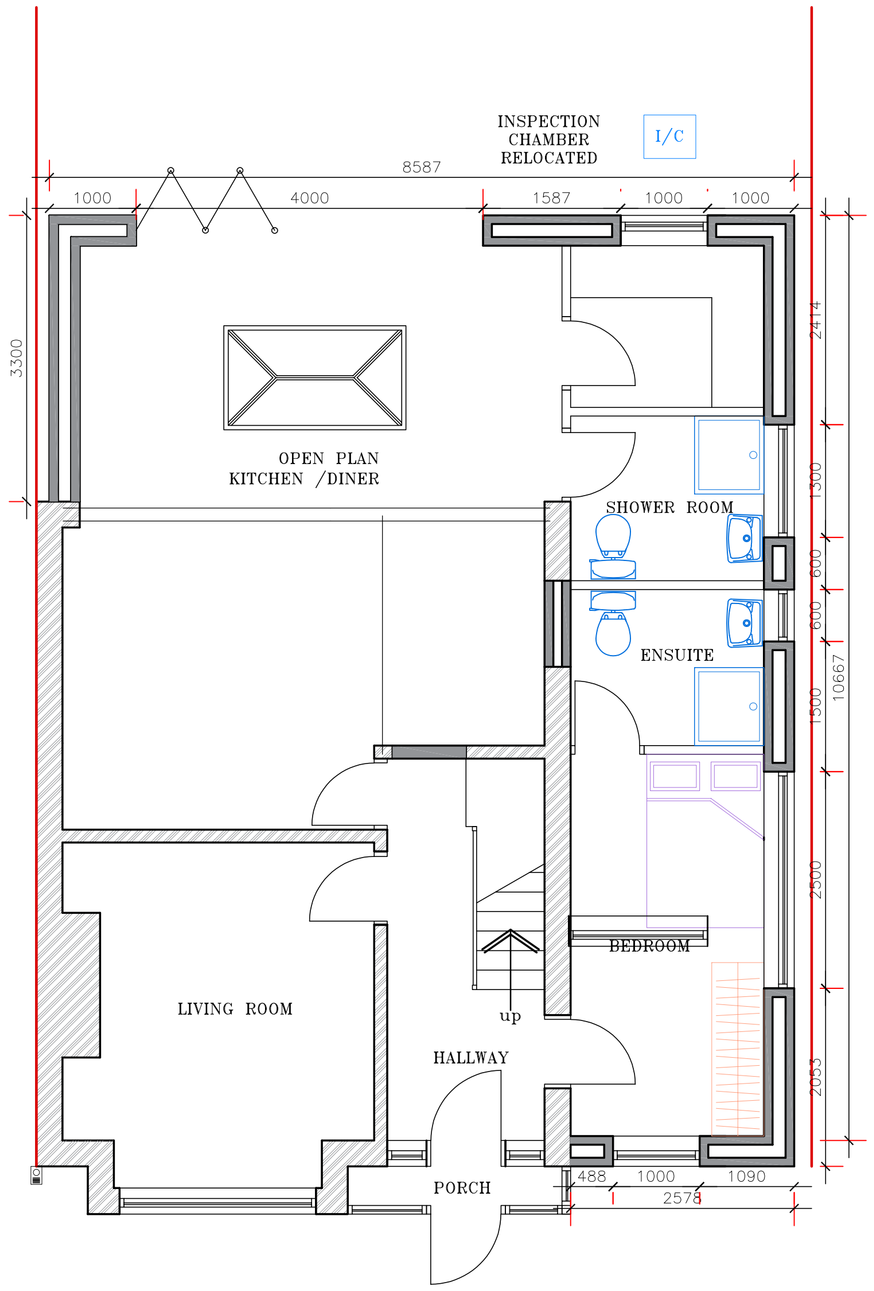

PROPOSED GROUND FLOOR PLAN
Scale 1:50

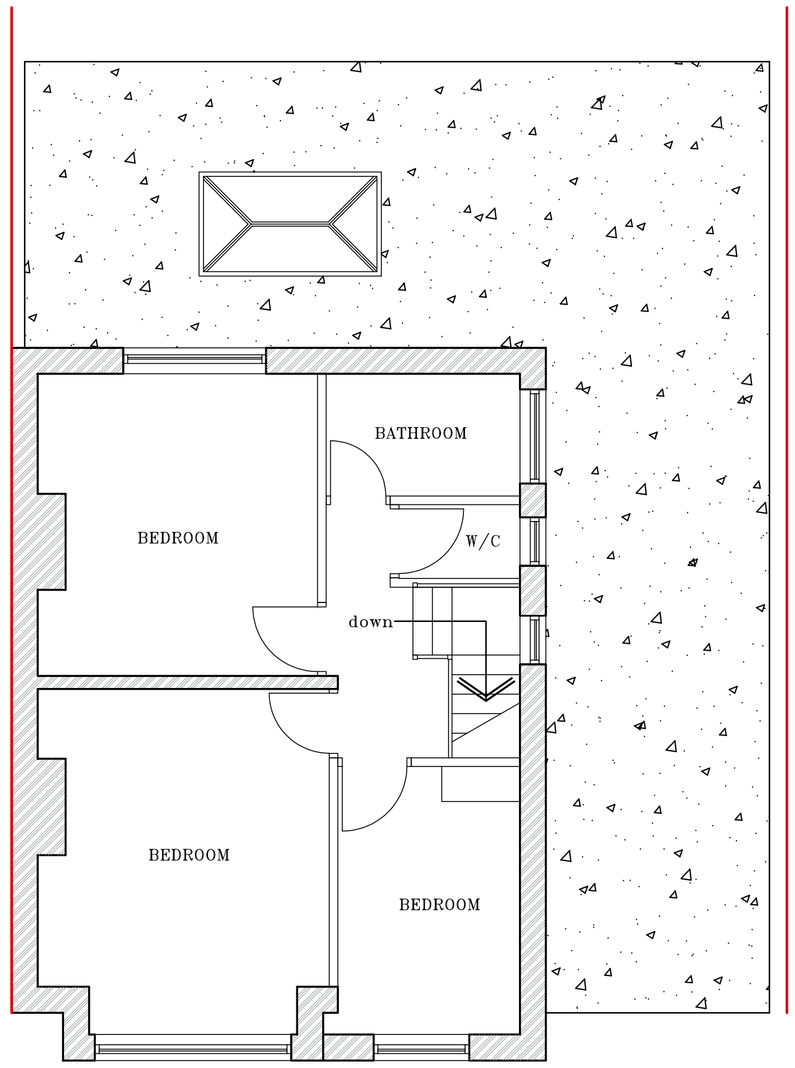

PROPOSED FIRST FLOOR PLAN
Scale 1:50

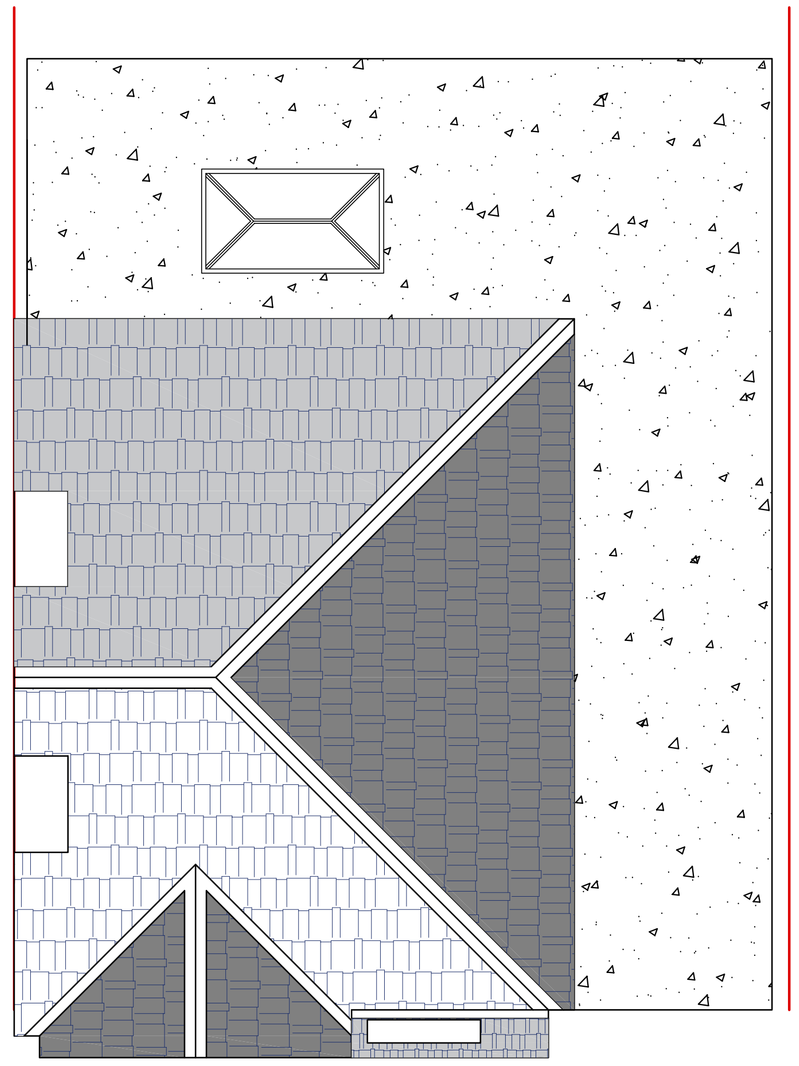

PROPOSED ROOF PLAN
Scale 1:50

Client: Mr & Mrs Jeffrey

Address:

912 York Road,
Leeds,
LS14 6HT

Date:
Nov 2023

Project:
Existing & Proposed
Floor Plans

Drawing Number:	Revision:	Scale:
ATP_230027_1A	A	Various @ A1

Drawing Issue:

Planning ◄

B.Regulations

General

Material List:
- Walls: New brickwork to match existing.
- Roof: New tiles to match existing.
- Windows: Upvc glazing.

AT ARCHITECTURAL SERVICES

DISCLAIMER

CONTRACTORS–DO NOT SCALE THIS DRAWING All dimensions are in millimeters and are to structural elements, not including any surface finishes. All contractors must verify dimensions, co–ordinates, levels, and any other relevant details prior to ordering any materials or commencing works. Contractors are responsible for informing the designer of any discrepancy discovered on this drawing or between this drawing and any other associated documents. Work to be conducted as shown on this drawing.

The contractor in association with the client is to check that all boundaries affected by the development have been agreed with the adjacent neighbour(s) or checked in accordance with the relevant title deeds and ensure that no part of building including eaves and barges, overhangs the boundaries. In particular, when constructing foundations where the party wall act applies. All agreements should be in place prior to commencement of works.

Under the CDM regulations a CDM Co–ordinator must be appointed. The client is responsible for appointing the CDM Co–ordinator–the contractor is to ensure that all recognised health & safety practices are complied with during construction. Commencement of works prior to approval of planning, associated conditions or detailed building regulations is at the risk of the clients/contractors. All to be aware that any conditions of approval need to be resolved with the authorities prior to commencing of work.

The Copyright of this drawing is protected and always reserved. The drawing or text may not be reproduced by any third party without prior written consent of AT Architectural Services. Irrespective of any third party claim purporting to allow copying, the use of the drawings and the details therein are specifically for the works which have been commissioned and do not extend to any other site or extension of the original works.