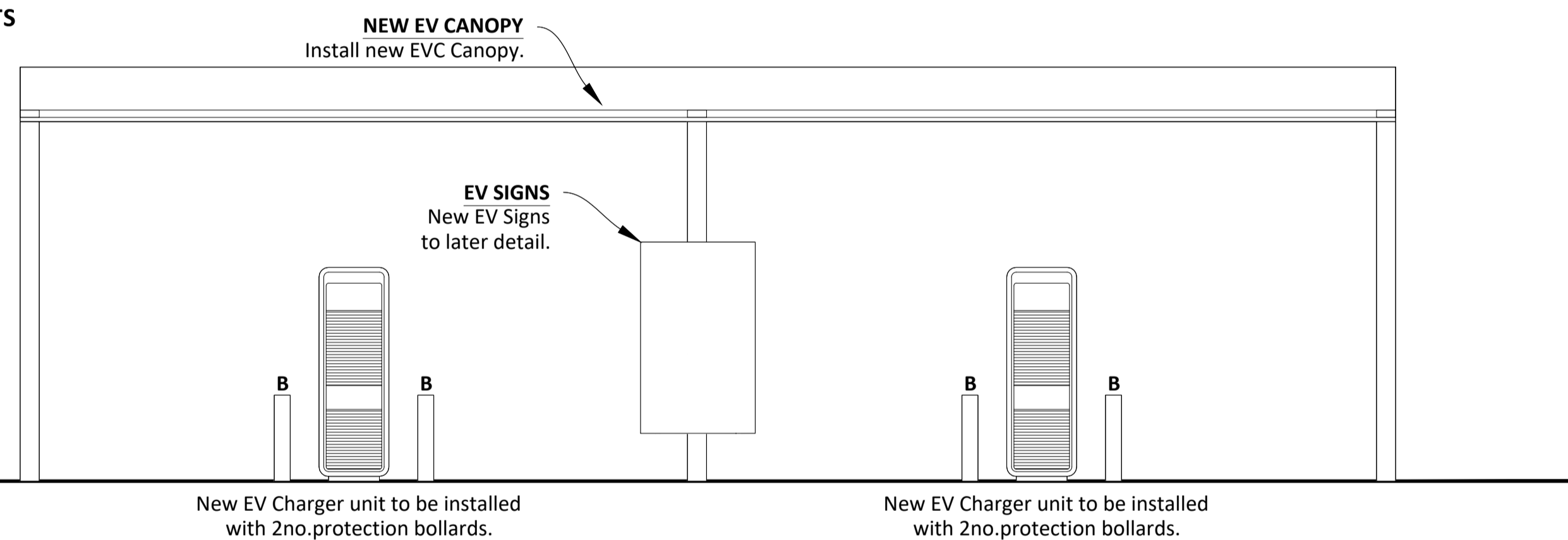
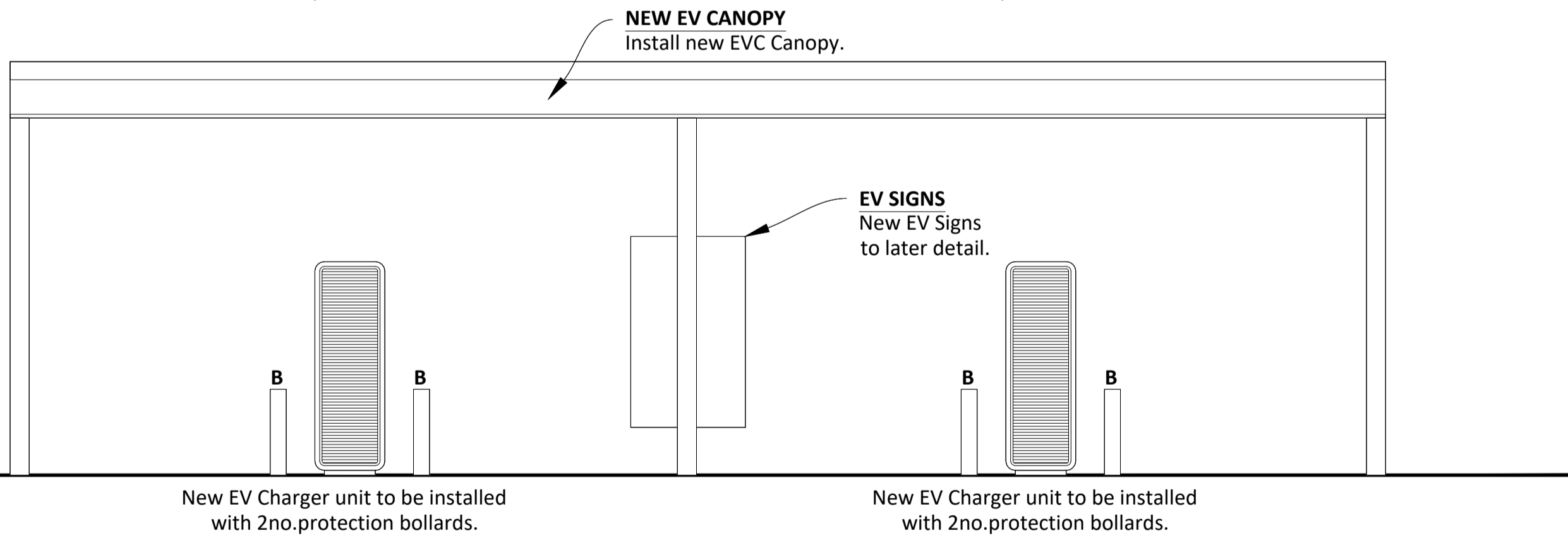


KEY PLAN
SCALE NTS

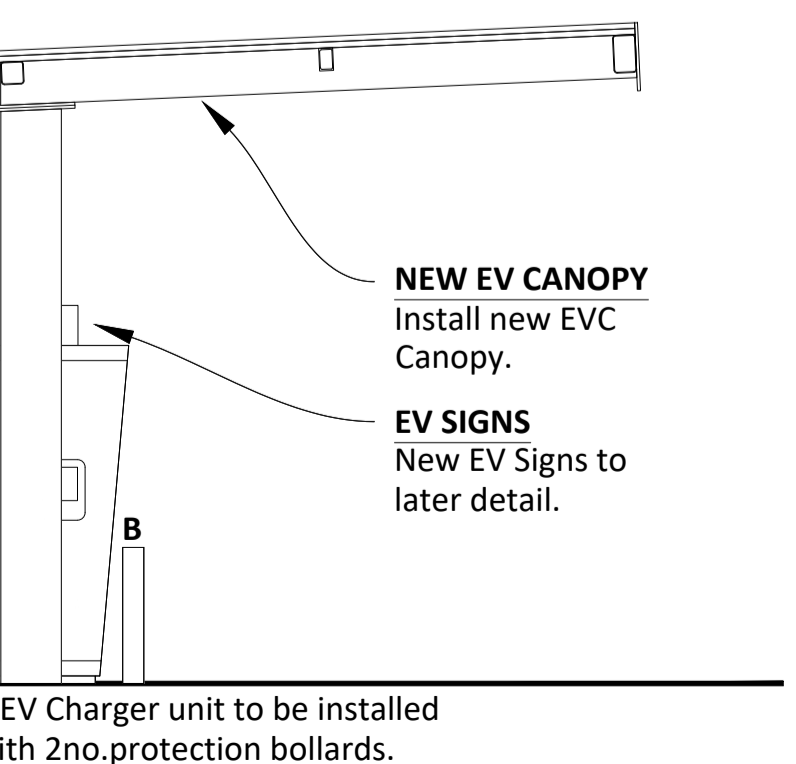
PROPOSED ELEVATION-A
SCALE 1:50



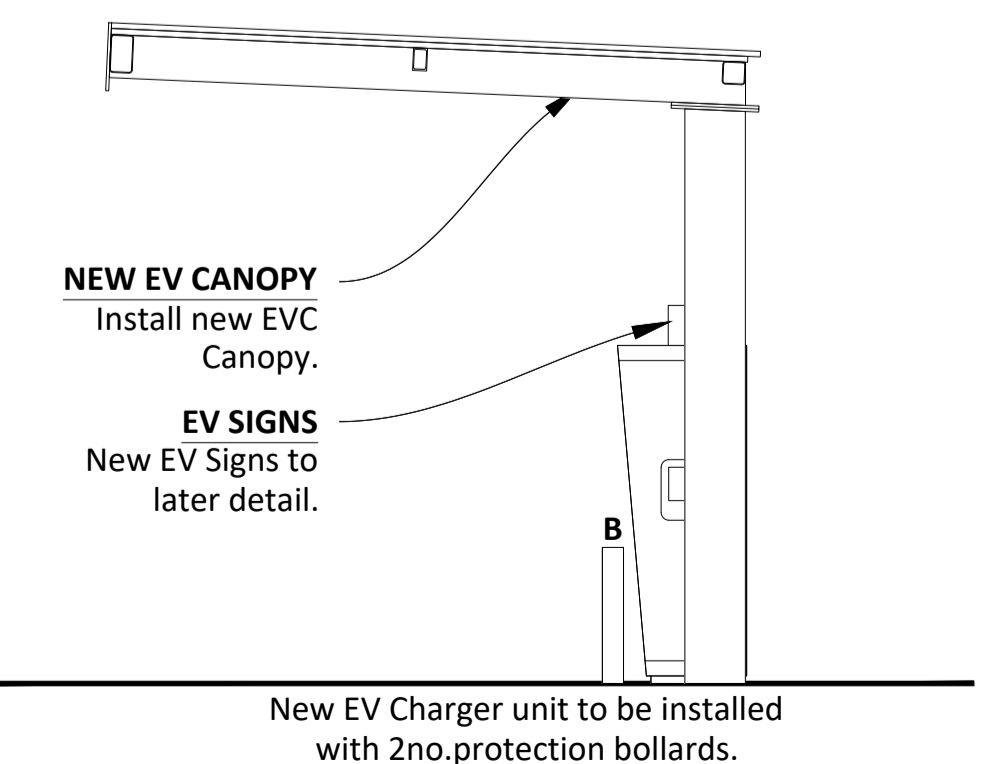
PROPOSED ELEVATION-C
SCALE 1:50



PROPOSED ELEVATION-B
SCALE 1:50



PROPOSED ELEVATION-D
SCALE 1:50

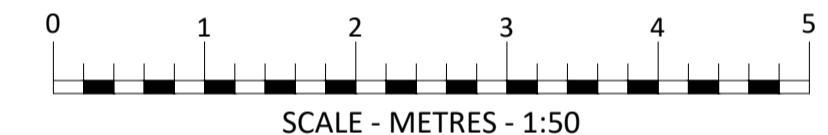


GENERAL NOTES

THIS DRAWING HAS BEEN PREPARED FOR PLANNING PURPOSES ONLY.

THIS DRAWING IS TO BE READ IN CONJUNCTION WITH THE FOLLOWING:

- PIED PIPER 10019036- PLG-00- 23 SITE LOCATION PLAN
- PIED PIPER 10019036- PLG-01- 23 BLOCK PLAN
- PIED PIPER 10019036- PLG-02- 23 EXISTING SITE LAYOUT
- PIED PIPER 10019036- PLG-03- 23 PROPOSED SITE LAYOUT
- PIED PIPER 10019036- PLG-04- 23 TRACKING PLAN
- PIED PIPER 10019036- PLG-05- 23 EV EQUIPMENT
- PIED PIPER 10019036- PLG-06- 23 EV CANOPY DETAIL
- PIED PIPER 10019036- PLG-07- 23 EXISTING SITE ELEVATIONS
- PIED PIPER 10019036- PLG-08- 23 PROPOSED SITE ELEVATIONS



ALPITRONIC HYC 300 CHARGERS

PROJECT MANAGERS:

DESIGNERS:

MBH Design Studio Ltd.
Rosemount House, Rosemount Avenue, West Byfleet, Surrey, KT14 6LB
www.mbhtd.com t: 01932 352 727 f: 01932 351 545

PHASE: **PLANNING**

REV	DATE	BY

PROJECT: SHELL PIED PIPER SERVICE STATION,
WINCESTER ROAD, BASINGSTOKE,
HAMPSHIRE, RG22 6HT

TITLE: EV CANOPY DETAIL

SHELL UK OIL PRODUCTS LTD.
SHELL CENTRE, YORK ROAD,
LONDON, SE1 7NA
UNITED KINGDOM

DRAWN BY:	SR/WS	SCALE:	1:50@A1
DATE:	02.11.2023	PLOT DATE:	02.01.2024
CAD FILE:	M:\ARTELIA\EX-COTEBA\14271\PIED PIPER 10019036-PLG-23		

DWG No:	10019036	PLG-06	23
---------	----------	--------	----