

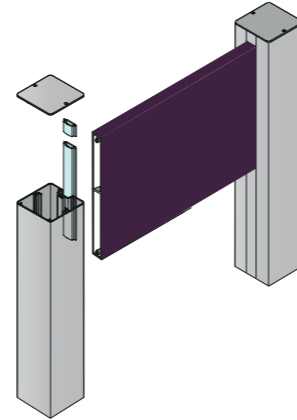
ITEM 03a & 03b (Qty 2) **DIRECTIONAL**

Post & panel sign produced using the Nova system

Featuring:

- NOV 605 Square post finished RAL 9006 MATT.
- ACC 622 End caps finished RAL 9006 MATT.
- NOV 601 Plank panel finished RAL 4007 MATT.
- Face applied Oracal 641 White 'House Name', secondary text and coachline.
- LED trough light illumination (cool white) finished RAL 4007 MATT.

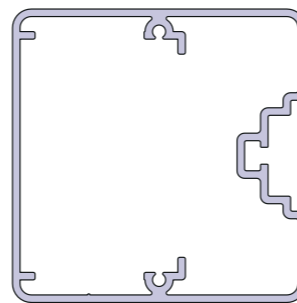
Scale 1:20



No visible mechanical fixings, where this is not feasible fixings to be of a minimum size, neatly detailed & coloured to match the surrounding surface finishes.


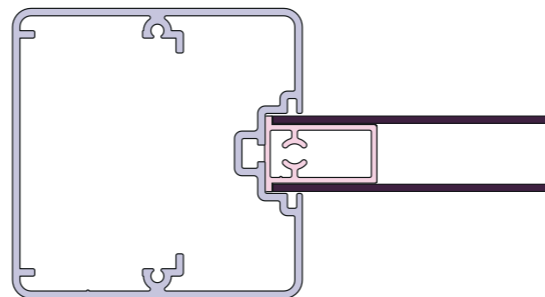
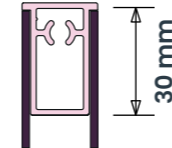
NOV 605 SQUARE POST
ACC 622 END CAP

Scale 1:2



NOV 601 PANEL PLANK
Scale 1:2

20 mm



SIGN COLOUR

Purple
RAL 4007 MATT
C81 M96 Y57 K36

White
RAL 9910
Oracal 641 White

Silver
RAL 9006 MATT

BRAND TYPEFACES

Primary :
Bembo Std Regular

Secondary :
Mr Eaves XL Mod OT
Regular / Miller
Display



BARCHESTER
EPSOM BEAUMONT
20-22 CHURCH STREET,
EPSOM,
SURREY
KT17 4QB

185371
18/12/23 - SRL

COPYRIGHT :
THE ATTACHED DESIGNS AND ILLUSTRATIONS
ARE INTENDED SOLELY FOR, AND SHOULD
ONLY BE USED BY, THOSE TO WHOM THIS
DESIGN SPECIFICATION IS ADDRESSED.

THE CONTENTS ARE STRICTLY
PRIVATE AND CONFIDENTIAL.
ANY FORM OF REPRODUCTION,
DISSEMINATION, COPYING, DISCLOSURE,
MODIFICATION OR DISTRIBUTION IS STRICTLY
PROHIBITED WITHOUT THE PRIOR WRITTEN
CONSENT OF ASHLEIGH SIGNS LTD

(COMPANY NUMBER : 1325080)
WHOSE REGISTERED ADDRESS IS:
ASHLEIGH HOUSE, BECKBRIDGE ROAD,
NORMANTON INDUSTRIAL ESTATE,
NORMANTON. WF6 1TE

