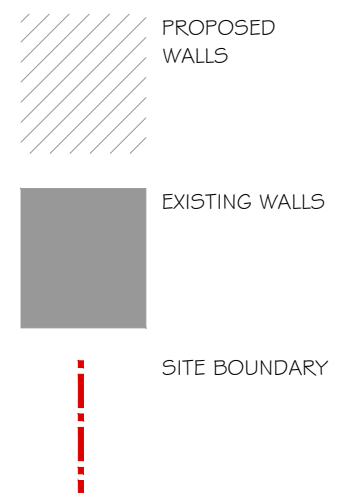
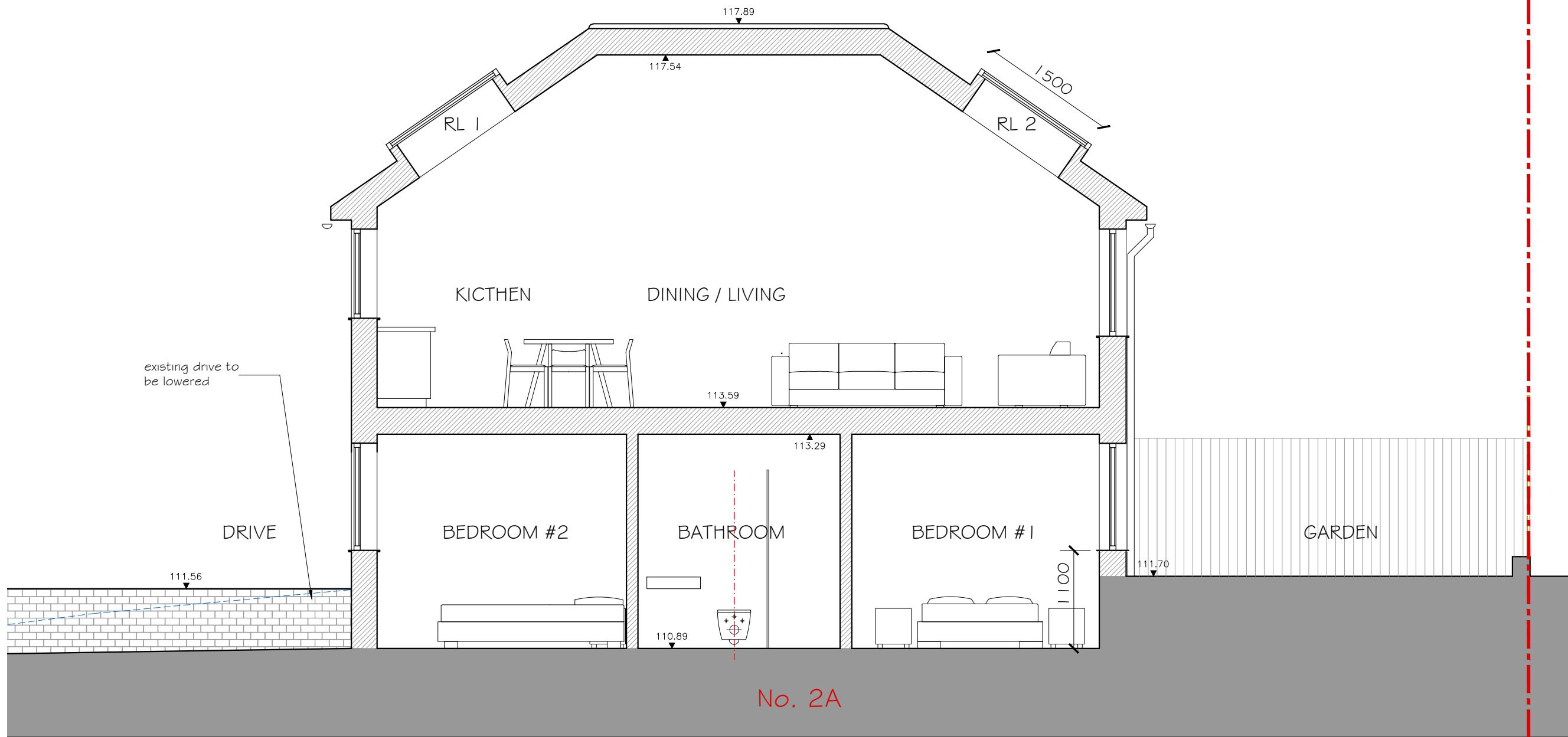
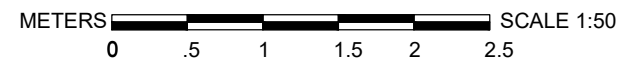


1 IF IN DOUBT - ASK  
 2 DO NOT SCALE OFF THIS DRAWING  
 3 ALL DIMENSIONS ARE TO BE VERIFIED ON SITE BY THE CONTRACTOR AND ANY DISCREPANCIES REPORTED TO THE ARCHITECT BEFORE CONSTRUCTION  
 4 THIS DRAWING IS TO REPLACE THE PREVIOUSLY ISSUED DRAWING  
 5 COPYRIGHT OF THIS DRAWING REMAINS WITH THE ARCHITECT

No.	Date	Revision
-	-	-



NOTE:  
 APPLICANT OWNS BOTH, No. 2 & No. 2A, PROPERTIES AND THIS APPLICATION IS FOR No. 2A TUDOR PLACE.



<b>MITTELMAN ASSOCIATES LLP</b> C22A PARK HALL ESTATE 40 MARTELL ROAD LONDON SE21 8EN TEL 020 8766 6400 FAX 020 8655 7043 e-mail: info@mittelman.co.uk A R C H I T E C T U R E		
Stage: <b>PLANNING</b>		
Project: <b>2 TUDOR PLACE, SE19 2HN</b>		
Client: <b>JULIE BURNELL</b>		
Drawing Title: <b>PROP. SECTION B-B</b>		
Scale: <b>1:50</b>	Project No.: <b>2023 - 820</b>	
Date: <b>DEC 2023</b>	Drawing No.: <b>PL-26</b>	Rev.: <b>-</b>