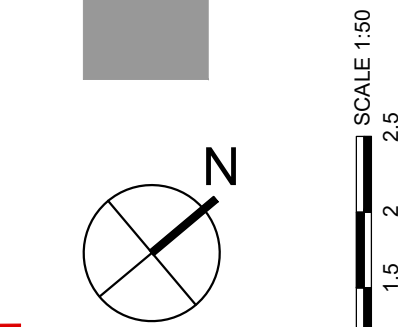
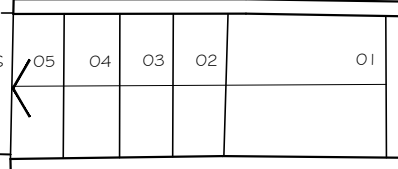
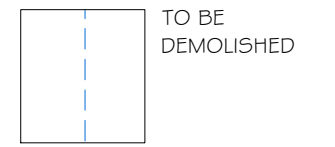


1 IF IN DOUBT - ASK		
2 DO NOT SCALE OFF THIS DRAWING		
3 ALL DIMENSIONS ARE TO BE VERIFIED ON SITE BY THE CONTRACTOR AND ANY DISCREPANCIES REPORTED TO THE ARCHITECT BEFORE CONSTRUCTION		
4 THIS DRAWING IS TO REPLACE THE PREVIOUSLY ISSUED DRAWING		
5 COPYRIGHT OF THIS DRAWING REMAINS WITH THE ARCHITECT		
No.	Date	Revision
-	-	-



NOTE:
APPLICANT OWNS BOTH, No. 2 & No. 2A, PROPERTIES. THIS APPLICATION IS FOR No. 2A TUDOR PLACE.

MITTELMAN ASSOCIATES LLP		
C22A PARK HALL ESTATE 40 MARTELL ROAD LONDON SE21 8EN TEL 020 8766 6400 FAX 020 8655 7043 e-mail: info@mittelman.co.uk ARCHITECTURE		
Stage: PLANNING		
Project: 2 TUDOR PLACE, SE19 2HN		
Client: JULIE BURNELL		
Drawing Title: PROP. GROUND FL. PLAN		
Scale: 1:50	Project No.: 2023 - 820	
Date: DEC 2023	Drawing No.: PL-18	Rev.: -

