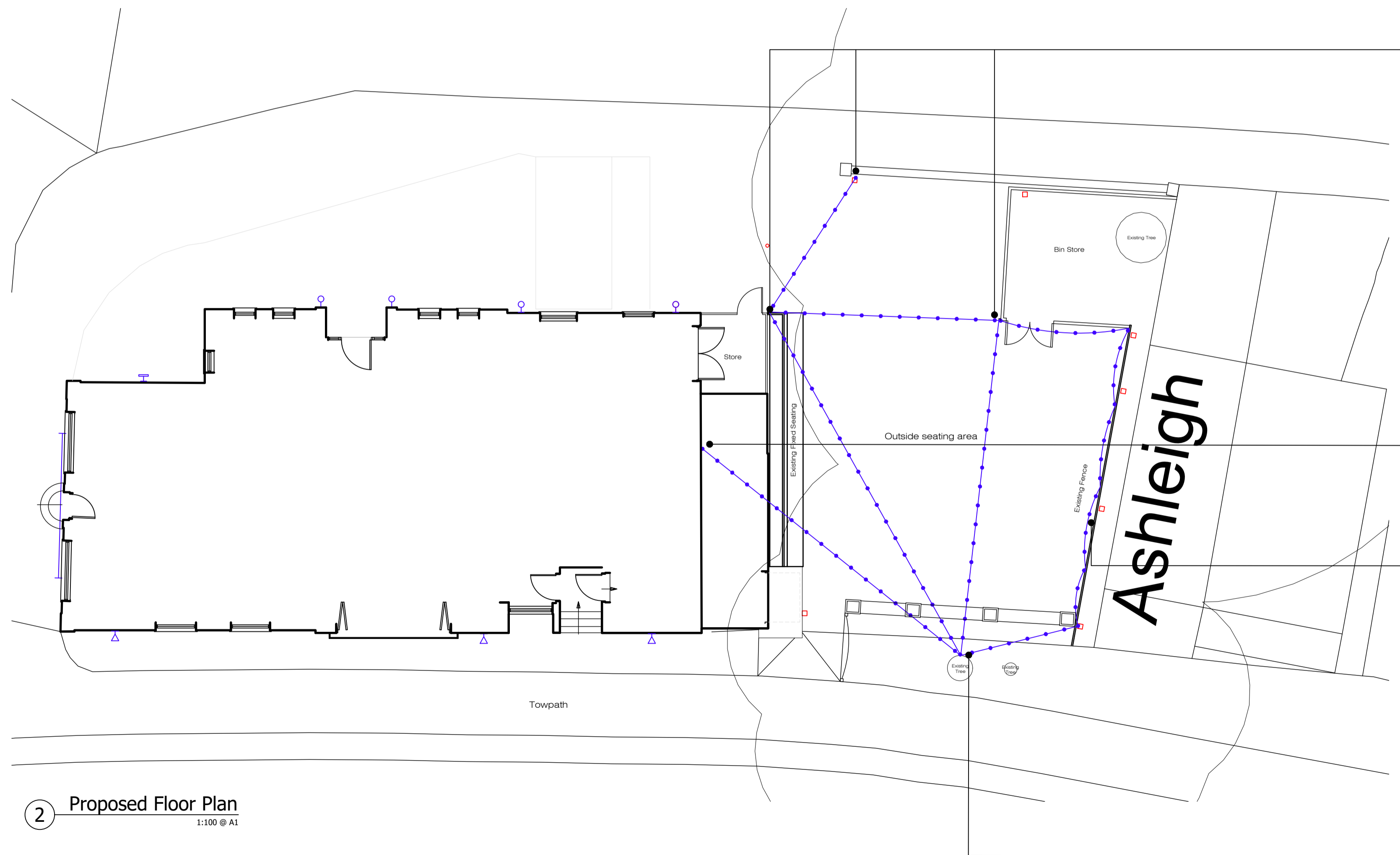


1 Proposed First Floor Plan
1:100 @ A1

ELECTRICAL LEGEND

LIGHT FITTINGS	PHOTOS	SPECIFICATIONS
LED FLOOD LIGHT		External LED Floodlight. Ref: Pro Elec PEL00265. Power rating: 20W, CCT: 6500K, Total Light Output 1400 Lumens. Non-dimmable.
OUTDOOR DOWNLIGHT IP65		External Wall Downlight. Ref: Ansell Reef CCT Directional Wall Light in polycarbonate Black 5W, 410 Lumen, 3000-6000K, Non-dimmable.
EXTERNAL WALL LIGHT		External wall light. Ref: Pooky Peewit WLPEE100BRABRA IP65, in antique brass, dimmable. Golf ball 4W LED Filament clear E27 bulb 4W, 2700K, 470 Lumens.
EXTERNAL BULKHEAD WALL LIGHT		Festoon outdoor led ip44 lighting 40w 165m. Ref: 4LITE Festoon 4L2/8001 IP44 in Black 40W, Non-dimmable - ES LED Light bulbs, 2700K Warm White, 165 Lumens.



2 Proposed Floor Plan
1:100 @ A1




New festoon lighting fixed to new free-standing timber posts.



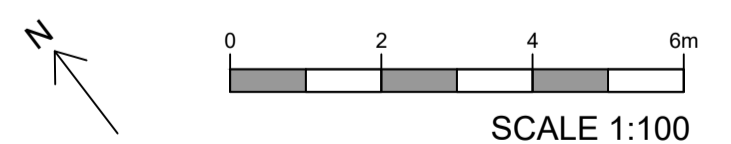
New festoon lighting fixed at high level to building external wall.



New festoon lighting fitted on Close-Boarded Fence.



New festoon lighting to be fixed at high level to existing tree trunk



REVISIONS			
Rev.	Date.	Details.	Name.

	Client Punch Partnerships (PML)	Drawing Title Proposed External Lighting Layout	Drawing No. 20.058.BS.G 1010
	Project The Crystal Palace Station Rd, Berkhamsted HP4 2EZ	Status PLANNING	Scale 1:100 @ A1
Drawn By	Date Sep 2023	<small>All dimensions to be checked on site. Any discrepancies between the drawing and other information is to be referred to the project. This drawing is copyright.</small>	