

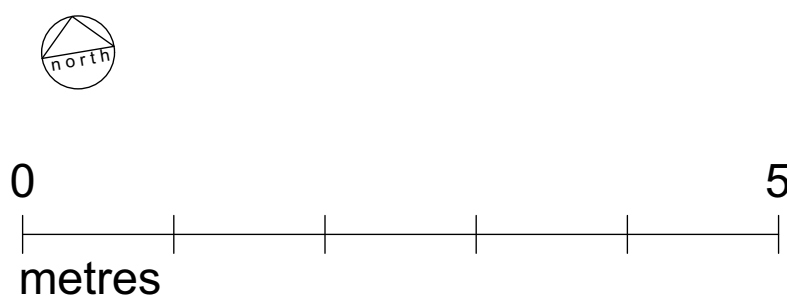
**PLANNING APPLICATION ISSUE**

NOTE:- These drawings have been prepared for the purposes of submission to the Local Authority as part of a planning application and are not to be used for any other purpose without the express permission of MSA.

Adjacent buildings, roads, etc scaled from O.S. plans. Trees indicated for illustrative purposes only.

**These drawings are not to be used for construction**

rev.	notes	date
	PRELIMINARY	



PLANNING

Project No. 2027 Drawing No. 2027 PL 010 Rev No. A2 Size A2

Scale 1:50 Drawn By DQ Checked By KMS Date 02/01/2024

This Drawing is Copyright © 2015

**msa** architects  
Architects Registration Board

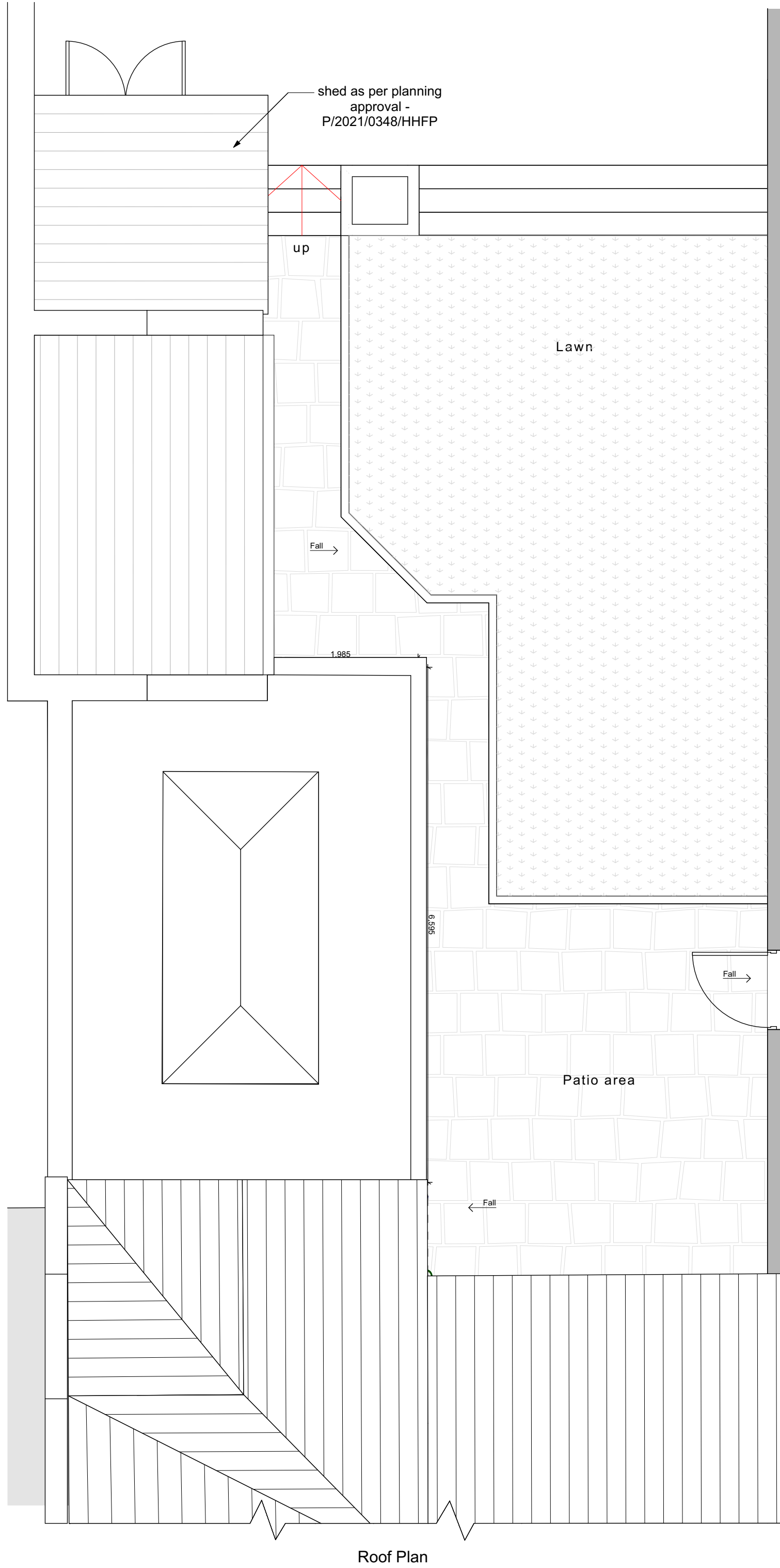
**RIBA** Chartered Practice

PROPOSED GROUND FLOOR PLAN

**msa** architects

msaarchitects T. 01925 299 881  
89 High Street F. 01925 299 455  
Newton-Le-Willows E. info@msaarchitects.co.uk  
WA12 9SL www.msaarchitects.co.uk

2 High Street  
N-L-W  
WA12 9SN  
Mr & Mrs Thompson



Roof Plan

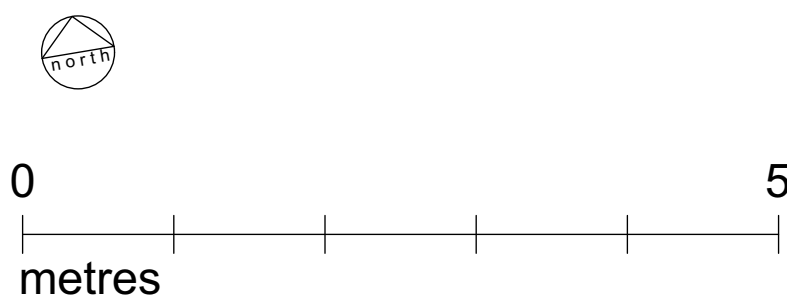
**PLANNING APPLICATION ISSUE**

NOTE:- These drawings have been prepared for the purposes of submission to the Local Authority as part of a planning application and are not to be used for any other purpose without the express permission of MSA.

Adjacent buildings, roads, etc scaled from O.S. plans. Trees indicated for illustrative purposes only.

**These drawings are not to be used for construction**

rev.	notes	date
	PRELIMINARY	



PLANNING

PROPOSED ROOF PLAN

Project No. 2027	Drawing No. 2027 PL 011	Rev No. A2	Size A2
Scale 1:50	Drawn By DQ	Checked By KMS	Date 02/01/2024

This Drawing is Copyright © 2015

<b>msa</b> architects 89 High Street Newton-Le-Willows WA12 9SL	T. 01925 299 881 F. 01925 299 455 E. info@msaarchitects.co.uk www.msaarchitects.co.uk
--	--

2 High Street  
N-L-W  
WA12 9SN  
Mr & Mrs Thompson



Side Elevation



Rear Elevation

**PLANNING APPLICATION ISSUE**

NOTE:- These drawings have been prepared for the purposes of submission to the Local Authority as part of a planning application and are not to be used for any other purpose without the express permission of MSA.

Adjacent buildings, roads, etc scaled from O.S. plans. Trees indicated for illustrative purposes only.

**These drawings are not to be used for construction**

rev.	notes	date
	PRELIMINARY	

**MATERIALS - Proposed Extension**

**WALLS**  
Main House: face brick  
Extension: glazed panels & PCA post

**WINDOWS**  
New window to utility/ boot room to match existing

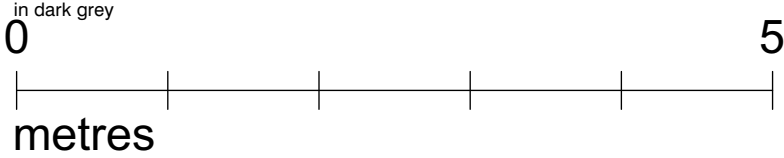
**DOORS**  
Extension: dark grey/black aluminium PCA sliding doors

**FASCIAS**  
Extension: PCA black profile

**SOFFITS**  
Extension: PCA black profile

**RAINWATER GOODS**  
Gutters: black uPVC  
Downpipes: black uPVC  
Extension: hidden to detail

**ROOFS**  
Extension: flat roof - single ply dark grey/zinc in dark grey



Project No. 2027  
Drawing No. 2027 PL 012  
Rev No.  
Size A2

Scale 1:50  
Drawn By DQ  
Checked By KMS  
Date 02/01/2024

PLANNING



This Drawing is Copyright © 2015

PROPOSED ELEVATION



msaarchitects  
89 High Street  
Newton-Le-Willows  
WA12 9SL

T. 01925 299 881  
F. 01925 299 455  
E. info@msaarchitects.co.uk  
www.msaarchitects.co.uk

2 High Street  
N-L-W  
WA12 9SN  
Mr & Mrs Thompson