

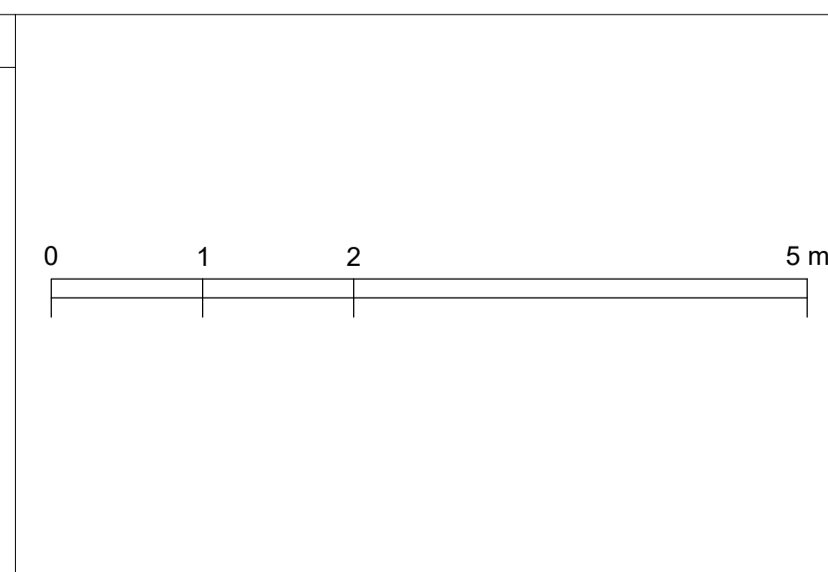


1 SECTION A
1:50

KEY	REV	DATE	DESCRIPTION
 PROPOSED			
 EXISTING			



CLIENT:	
STRUCTURAL ENGINEER:	-
M.E.P. ENGINEER:	-

NOTE

- Do not scale from this drawing
- All dimensions to be checked on site by the contractor and such dimensions to be their responsibility.
- Report all drawings errors, omissions, and discrepancies to the architect.
- This document may be issued in an uncontrolled CAD format to enable others to use it as background information to make alterations and/or additions. In that instance the file will be accompanied by a PDF version. It is for those making such alterations and additions to ensure that they make use of current background information. WRA Ltd Accepts no liability for any such alterations or additions to the background information or arising out of changes to background information which occur prior to alterations or additions being made.

LOCATION	13 KNOLL ROAD SIDCUP, DA14 4QT			
PROJECT NAME:	KNOLL ROAD			
DRAWING TITLE:	PROPOSED SECTIONS			
DRAWN	CHECKED	SCALE @A1	STATUS	
FB	JH	1:50	PLANNING	
PROJECT NO.	ZONE	TYPE	SHEET NO.	REVISION
5479	-	-	00_P300	/

WHITE RED ARCHITECTS				
45 Charlotte Road London EC2A 3PD		TEL: 020 7859 4521 whitered.co.uk		
PROJECT NAME:				
KNOLL ROAD				
DRAWING TITLE:				
PROPOSED SECTIONS				
DRAWN	CHECKED	SCALE @A1	STATUS	
FB	JH	1:50	PLANNING	
PROJECT NO.	ZONE	TYPE	SHEET NO.	REVISION
5479	-	-	00_P300	/

NOT FOR CONSTRUCTION