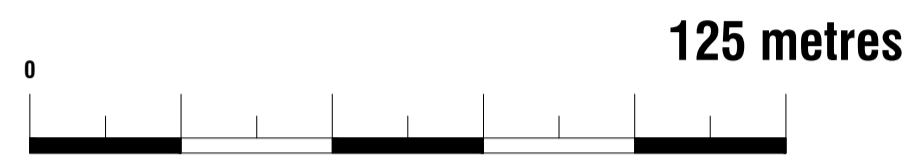
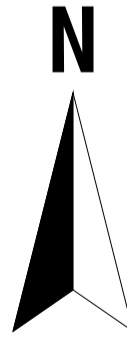
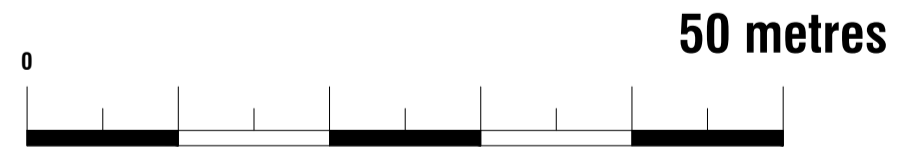


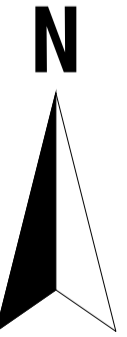
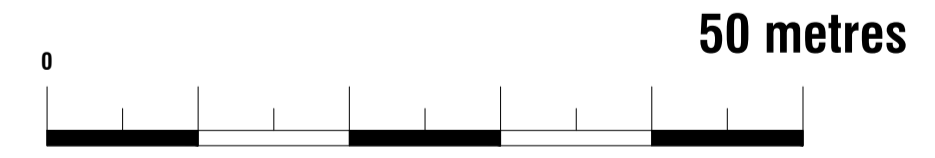
Location Plan
Scale 1:1250



Pre-Existing Block Plan
Scale 1:500



Existing Block Plan
Scale 1:500



Note to Contractor: Contractor is recommended to carry out an intrusive site investigation prior to commencing works on site to ensure all details designed for this project are appropriate. Contractor to cross reference with Structural Calculations package for suitability, to assess site levels and confirm any design assumptions within the calculations package prior to works commencing on site. If the Contractor requires any additional information, please send a Request For Information to hello@planituk.co.uk before ordering materials and starting the works - requests will be acknowledged and responded to as soon as possible. Please ensure that the drawings have been submitted to Building Control for a Full Plans submission and the compliance report has been discharged before starting works on site.

Drawn by:
FD

Project:
23 Park Grove, Bexleyheath, DA76AA, UK

Date:
09.01.2024

No.:
23-0142

Client:

Drawing Title:
PRE-EXISTING BLOCK PLAN
EXISTING BLOCK PLAN, LOCATION PLAN

Scale @A1:
1:500, 1:1250

Rev:
11

Issue:
PLANNING DRAWING

Page:
D01