


Block Compliance




Block Reference	Revision C	Issued on Date	15/12/2023
Block Name			
Calculation Type	New Build (As Designed)		

Assessor Details	Mr. Ondrej Gajdos	Assessor ID	W452-0001
Client	test client, test client, test client, test client, test client		

Block Compliance Report - DER				
Block Reference: Revision C		Block Name:		
Property-Assessment Reference	Floor area (m ²)	DER (kgCO ₂ /m ²)	TER (kgCO ₂ /m ²)	% DER/TER
UNIT 01 - UNIT 1	34.70	6.60	15.74	58.07 %
UNIT 02 - UNIT 2	31.50	6.98	15.97	56.29 %
UNIT 03 - UNIT 3	33.40	6.63	16.32	59.38 %
UNIT 04 - UNIT 4	34.70	6.61	15.72	57.95 %
UNIT 05 - UNIT 5	34.70	6.69	13.91	51.91 %
UNIT 06 - UNIT 6	31.50	7.16	14.11	49.26 %
UNIT 07 - UNIT 7	33.40	6.89	14.33	51.92 %
UNIT 08 - UNIT 8	34.70	6.64	13.97	52.47 %
UNIT 09 - UNIT 9	34.70	6.33	14.75	57.08 %
UNIT 10 - UNIT 10	31.50	6.70	14.83	54.82 %
UNIT 11 - UNIT 11	30.40	6.70	15.18	55.86 %
UNIT 12 - UNIT 12	34.70	6.34	14.27	55.57 %
Totals:	399.90	80.27	179.10	
Average DER = 6.68 kgCO ₂ /m ²	% DER/TER	PASS		
Average TER = 14.92 kgCO ₂ /m ²	55.21 %			

Block Compliance Report - DFEE				
Block Reference: Revision C		Block Name:		
Property-Assessment Reference	Floor area (m ²)	DFEE (kWh/m ² /yr)	TFEE (kWh/m ² /yr)	% DFEE/TFEE
UNIT 01 - UNIT 1	34.70	31.23	35.26	11.45 %
UNIT 02 - UNIT 2	31.50	30.39	32.18	5.57 %
UNIT 03 - UNIT 3	33.40	33.95	36.02	5.74 %
UNIT 04 - UNIT 4	34.70	32.93	35.02	5.95 %

Block Compliance




UNIT 05 - UNIT 5	34.70	22.78	25.40	10.32 %
UNIT 06 - UNIT 6	31.50	19.35	21.58	10.34 %
UNIT 07 - UNIT 7	33.40	23.02	25.71	10.47 %
UNIT 08 - UNIT 8	34.70	22.81	25.94	12.09 %
UNIT 09 - UNIT 9	34.70	27.67	27.77	0.34 %
UNIT 10 - UNIT 10	31.50	23.76	23.40	-1.55 %
UNIT 11 - UNIT 11	30.40	23.35	23.24	-0.46 %
UNIT 12 - UNIT 12	34.70	25.26	25.59	1.29 %
Totals:	399.90	316.50	337.11	
Average DFEE = 26.44 kgCO ₂ /m ²	% DFEE/TFEE		PASS	
Average TFEE = 28.18 kgCO ₂ /m ²	6.19 %			

Block Compliance Report - DPER

Block Reference: Revision C	Block Name:			
Property-Assessment Reference	Floor area (m ²)	DPER (kWh/m ² /yr)	TPER (kWh/m ² /yr)	% DPER/TPER
UNIT 01 - UNIT 1	34.70	78.47	83.80	6.36 %
UNIT 02 - UNIT 2	31.50	82.58	85.18	3.05 %
UNIT 03 - UNIT 3	33.40	81.39	87.04	6.49 %
UNIT 04 - UNIT 4	34.70	79.63	83.73	4.90 %
UNIT 05 - UNIT 5	34.70	75.97	74.00	-2.66 %
UNIT 06 - UNIT 6	31.50	79.98	75.31	-6.20 %
UNIT 07 - UNIT 7	33.40	78.37	76.36	-2.63 %
UNIT 08 - UNIT 8	34.70	75.57	74.27	-1.75 %
UNIT 09 - UNIT 9	34.70	76.02	78.62	3.31 %
UNIT 10 - UNIT 10	31.50	78.93	79.31	0.48 %
UNIT 11 - UNIT 11	30.40	79.43	81.40	2.42 %
UNIT 12 - UNIT 12	34.70	75.12	76.01	1.17 %
Totals:	399.90	941.46	955.03	

Block Compliance



Average DPER = 78.39 kgCO ₂ /m ²	% DPER/TPER	PASS
Average TPER = 79.54 kgCO ₂ /m ²	1.46 %	