

CROSS SECTIONS - ALIGNMENT GEOMBL2 - SCALE H 1:100, V 1:100

- HAZARD/RISK WARNINGS**
- THE EXACT POSITION OF BURIED SERVICES SHALL BE CONFIRMED ON SITE PRIOR TO THE USE OF ANY MECHANICAL PLANT.
 - FOR MORE DETAILED INFORMATION PLEASE REFER TO THE DESIGNERS H&S HAZARD RECORD.
 - SHOULD ANY ADDITIONAL HAZARDS BE IDENTIFIED THE CONTRACTOR SHOULD NOTIFY ALL THE RELEVANT PROJECT TEAM MEMBERS.

- NOTES:**
- ALL DIMENSIONS ARE IN METERS UNLESS OTHERWISE STATED.
 - DO NOT SCALE OFF THIS DRAWING, USE FIGURED DIMENSIONS ONLY.
 - ANY DISCREPANCIES IN THE DRAWINGS ARE TO BE REPORTED TO THE DESIGN TEAM WITHOUT DELAY.
 - THE CONTRACTOR IS RESPONSIBLE FOR TAKING ALL NECESSARY SITE MEASUREMENTS AND CHECKS TO ESTABLISH THE CORRECT DATUM. CONSTRUCTION LAYERS ARE IN ACCORDANCE WITH THE COUNCIL DESIGN GUIDE AND SPECIFICATION.
 - EXISTING LEVELS ARE BASED UPON TOPOGRAPHICAL SURVEY CARRIED OUT BY 40SEVEN LTD IN JULY 2021 (REF: '2289_P'). REFER TO DRAWING NO: STO-ARC-XX-XX-DR-CE-5101 FOR GENERAL ARRANGEMENT DETAILS.
 - REFER TO DRAWING NO: STO-ARC-XX-XX-DR-CE-5102 TO 5105 FOR PLAN AND PROFILE DETAILS.
 - INDICATED PAVEMENT CONSTRUCTION LAYERS ARE NOT REPRESENTATIVE OF REGULATED OVERLAY OR FULL DEPTH CONSTRUCTION. REFER TO PAVEMENT DRAWING SERIES STO-ARC-XX-XX-DR-CE-5701 FOR PLAN EXTENTS OF FULL DEPTH CONSTRUCTION, OVERLAY AND TIE-INS.
 - SPECIFICATION TO BE THE STOCKTON BOROUGH COUNCIL HIGHWAYS DESIGN GUIDE. SPECIFIC ATTENTION IS DRAWN TO THE CONSTRUCTION (DESIGN AND MANAGEMENT) REGULATIONS 2007 DEFINED WITHIN THE STATUTORY REQUIREMENTS CHAPTER.

- KEY:**
- M000 - ALIGNMENT GEOMBL4
 - LL_A - ALIGNMENT GEOMBL_SOUTHEAST
 - LL_B - ALIGNMENT GEOMBL_NORTH
- PAVEMENT CONSTRUCTION (SEE NOTE No 9):**
- 40mm THICKNESS HRA SURFACE COURSE,
 - 60mm THICKNESS HDM BINDER COURSE,
 - 120mm THICKNESS HDM BASE AND
 - 250mm THICKNESS TYPE 1 SUBBASE
- FOOTWAY / CYCLEWAY CONSTRUCTION:**
- 20mm THICKNESS DENSE SURFACE COURSE (RED COLOUR ON CYCLEWAY),
 - 50mm THICKNESS DENSE BINDER COURSE,
 - 250mm THICKNESS TYPE 1 SUB BASE
 - 450x450mm TACTILE PAVING TO BE 70mm THICKNESS AND SUBBASE TO BE 150mm THICKNESS / 250mm UNDER CYCLEWAY

P03/11/12/23	CLIENT UPDATED	DD	DO	MD	
P02/27/07/22	NOTE ADDED	LR	DO	MD	
P01/08/10/21	FIRST ISSUE	AW	DO	MD	
Rev	Date	Description	Drawn	Check	Approv

Client
Amazon UK Services LTD

PROJECT:
STOCKTON

Site _____ **Client** _____

Chapel Lane North
Stockton-on-Tees

Amazon UK Services Ltd

ARCADIS Design & Consultancy

Registered office:
Arcadis House
34 York Way
London
N1 9AB

Coordinating office:
2 Glass Wharf
Temple Quay
Bristol BS2 0FR
Tel: +44 (0)11 7372 1200

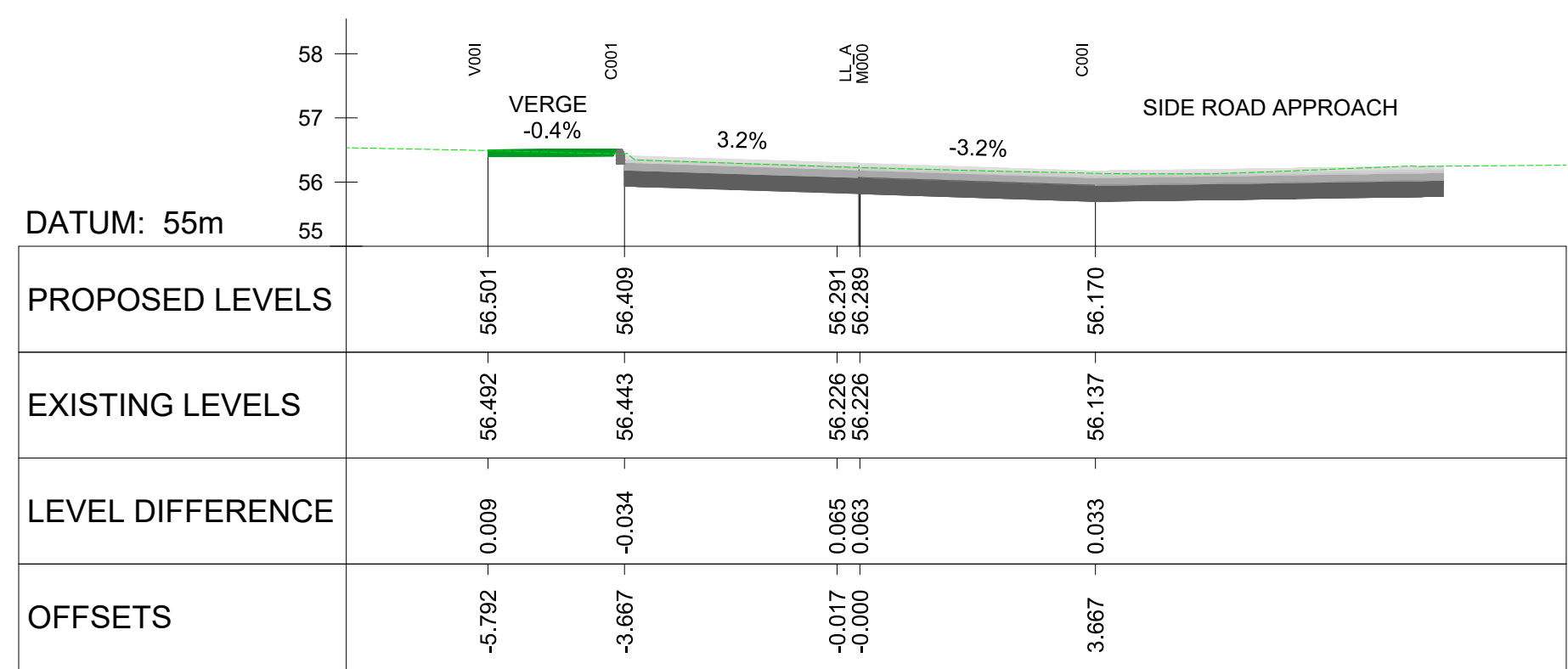
www.arcadis.com

TITLE:
STOCKTON
HANZARD DRIVE / GLENARM
ROAD ROUNDABOUT
CROSS SECTIONS
SHEET 2 OF 8

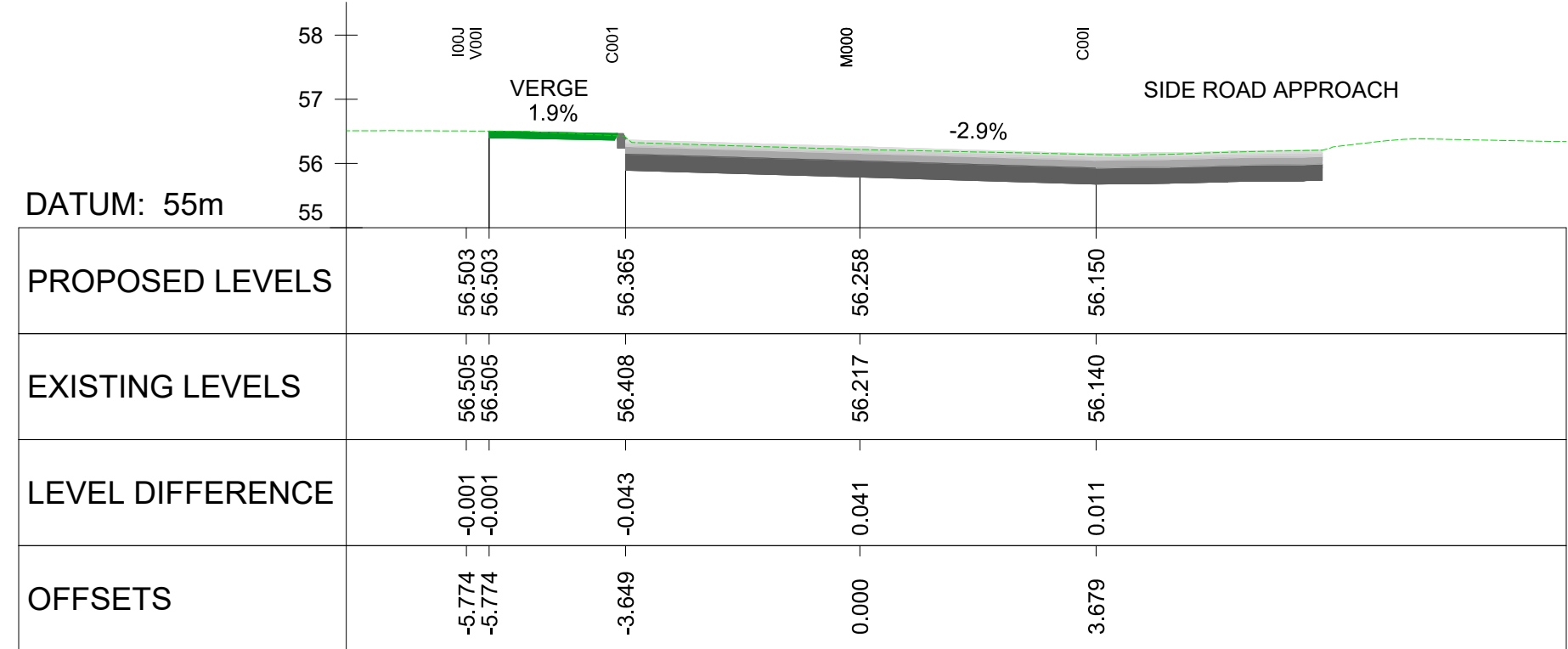
Designed	M.Collin	Signed	Date	08/10/2021
Drawn	A.Wilczynska	Signed	Date	08/10/2021
Checked	D.Ogden	Signed	Date	08/10/2021
Approved	M.Davies	Signed	Date	08/10/2021
Scale:	1:100	Datum:	OSGB 1936	
Original Size:	A1	Grid:	OSGB 1936	
Suitability Code:	S0	Project Number:	10042440	

Suitability Description:
**PRELIMINARY
NOT TO BE USED FOR CONSTRUCTION**

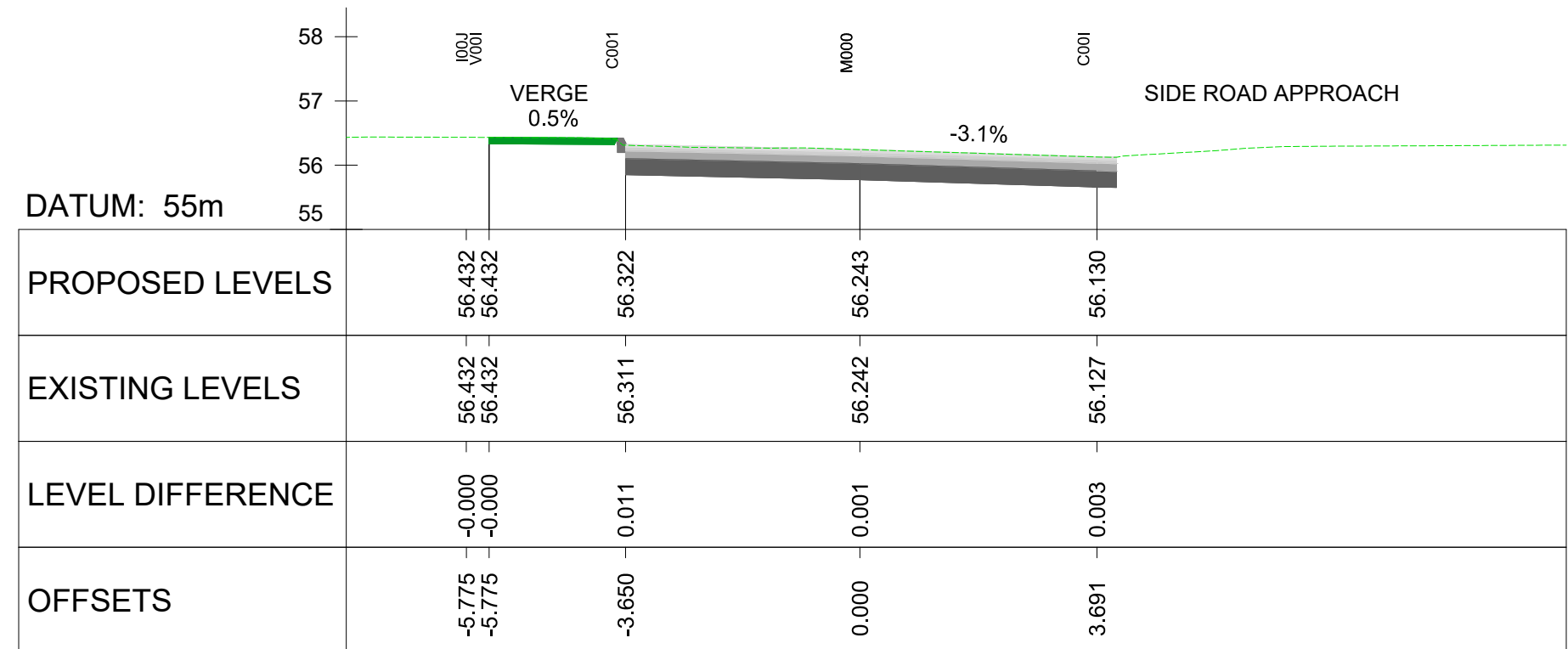
Drawing Number:	STO-ARC-XX-XX-DR-CE-5107	Revision:	P03
-----------------	--------------------------	-----------	-----



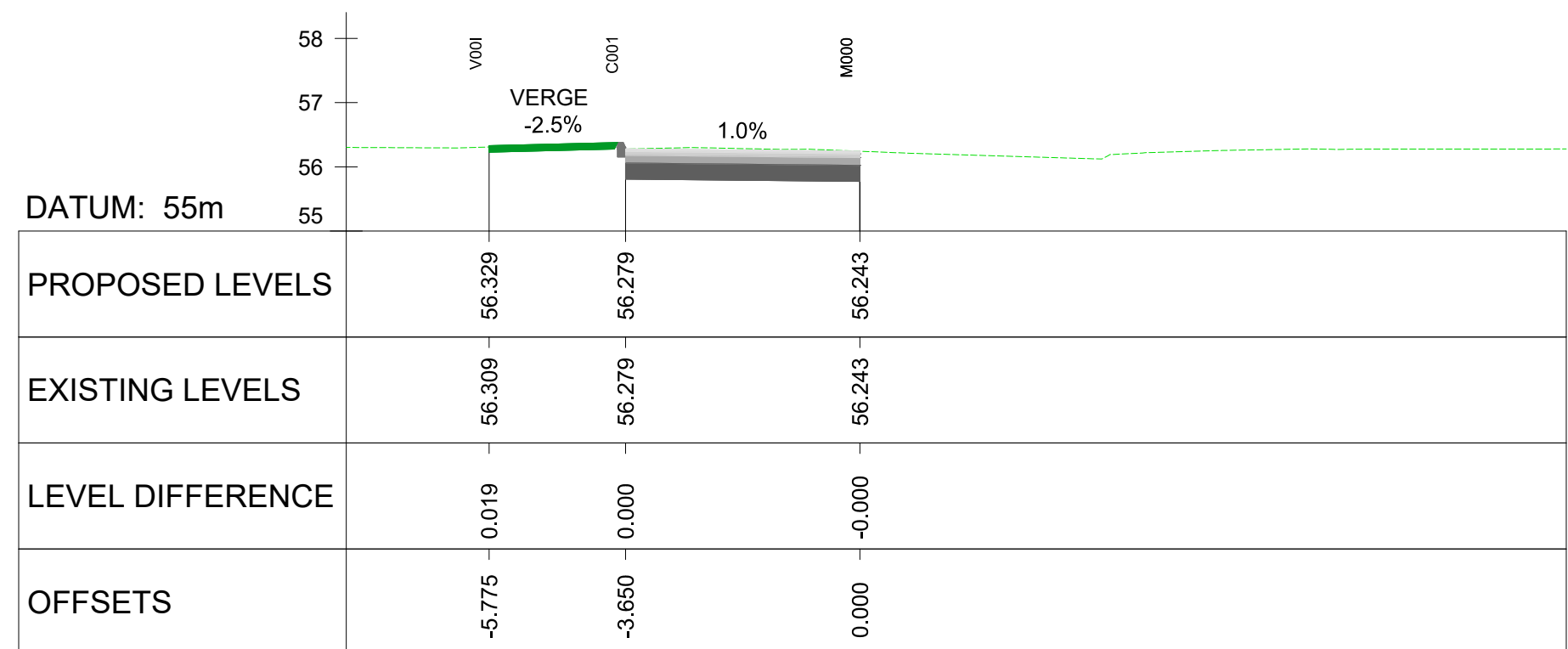
CHAINAGE: 15.000



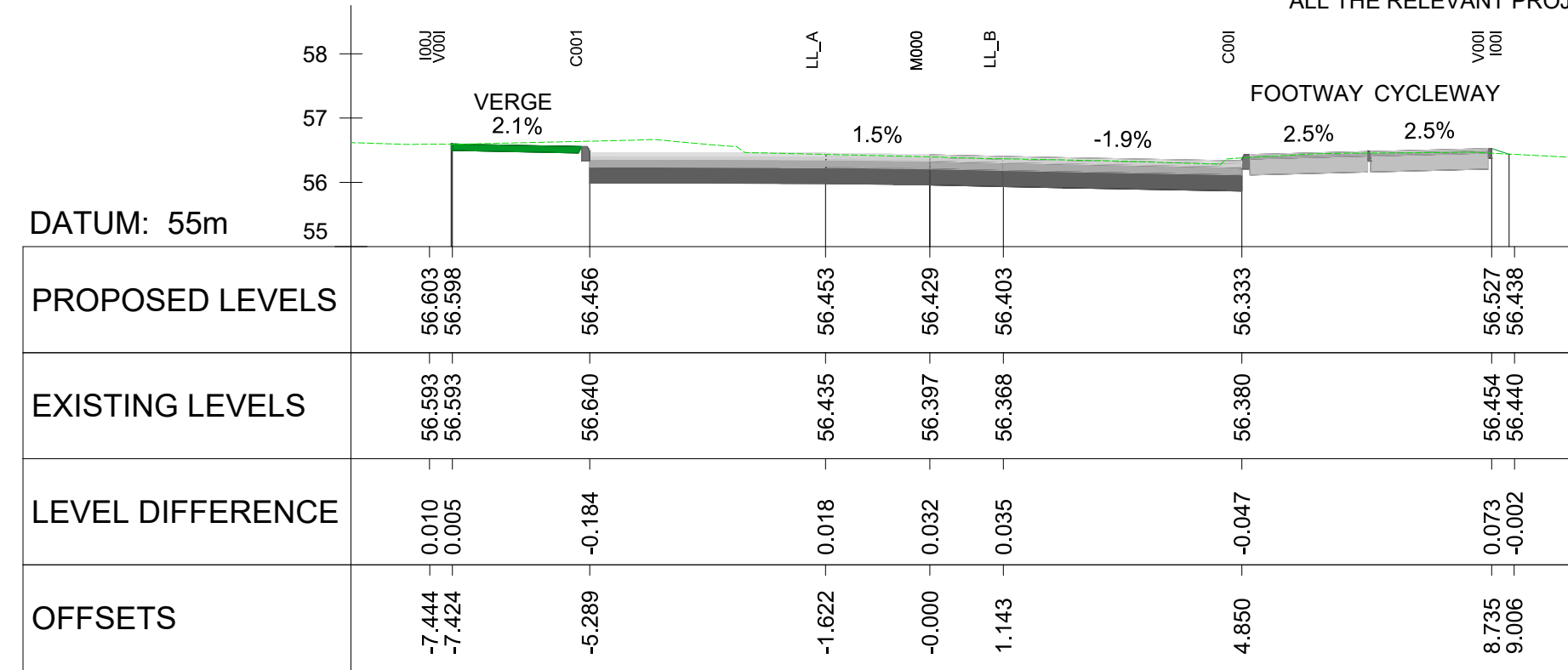
CHAINAGE: 10.000



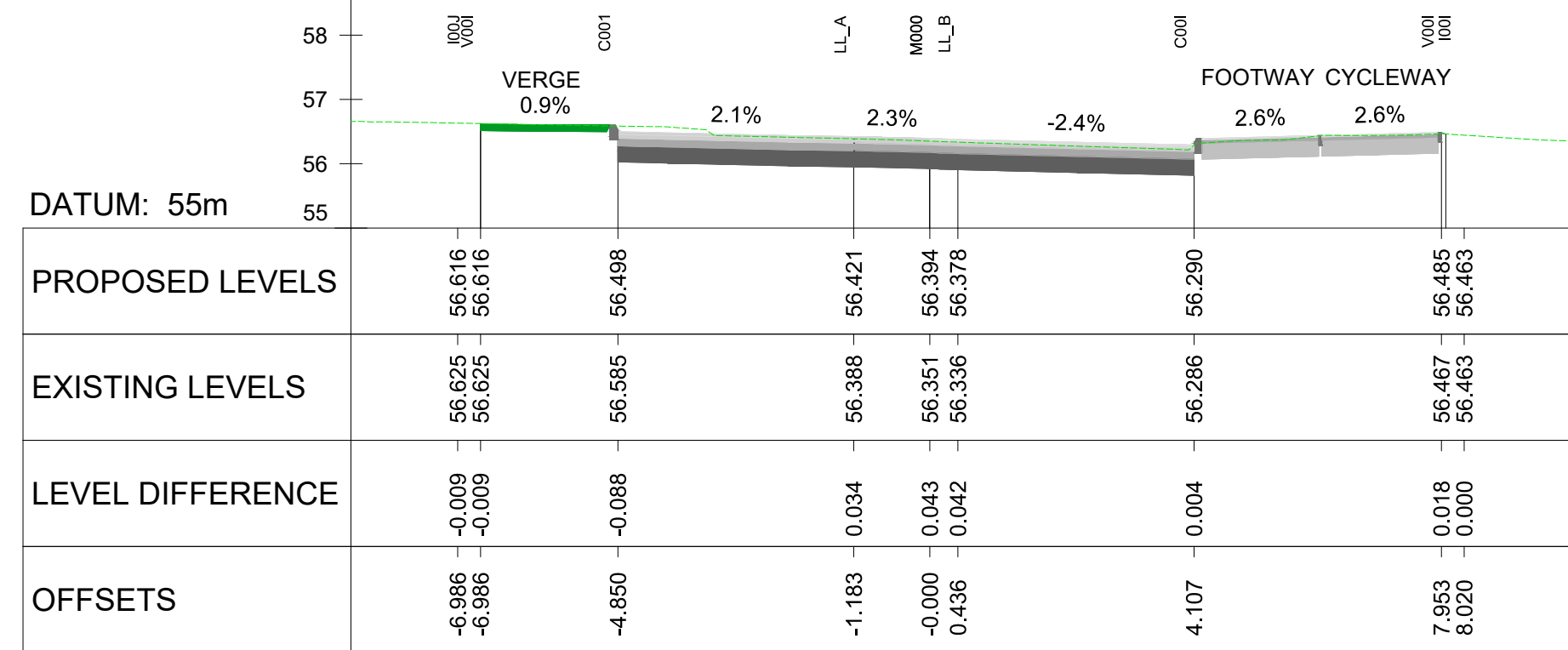
CHAINAGE: 5.000



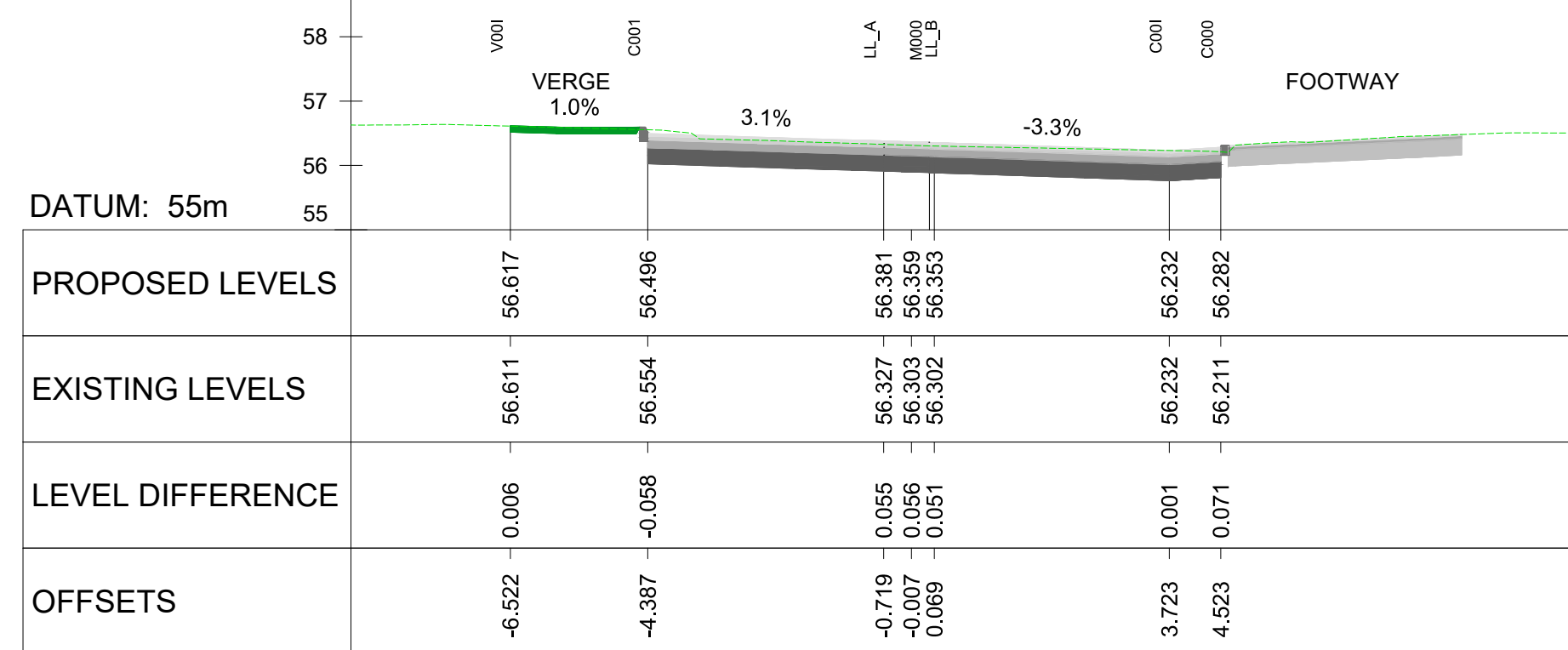
CHAINAGE: 0.000



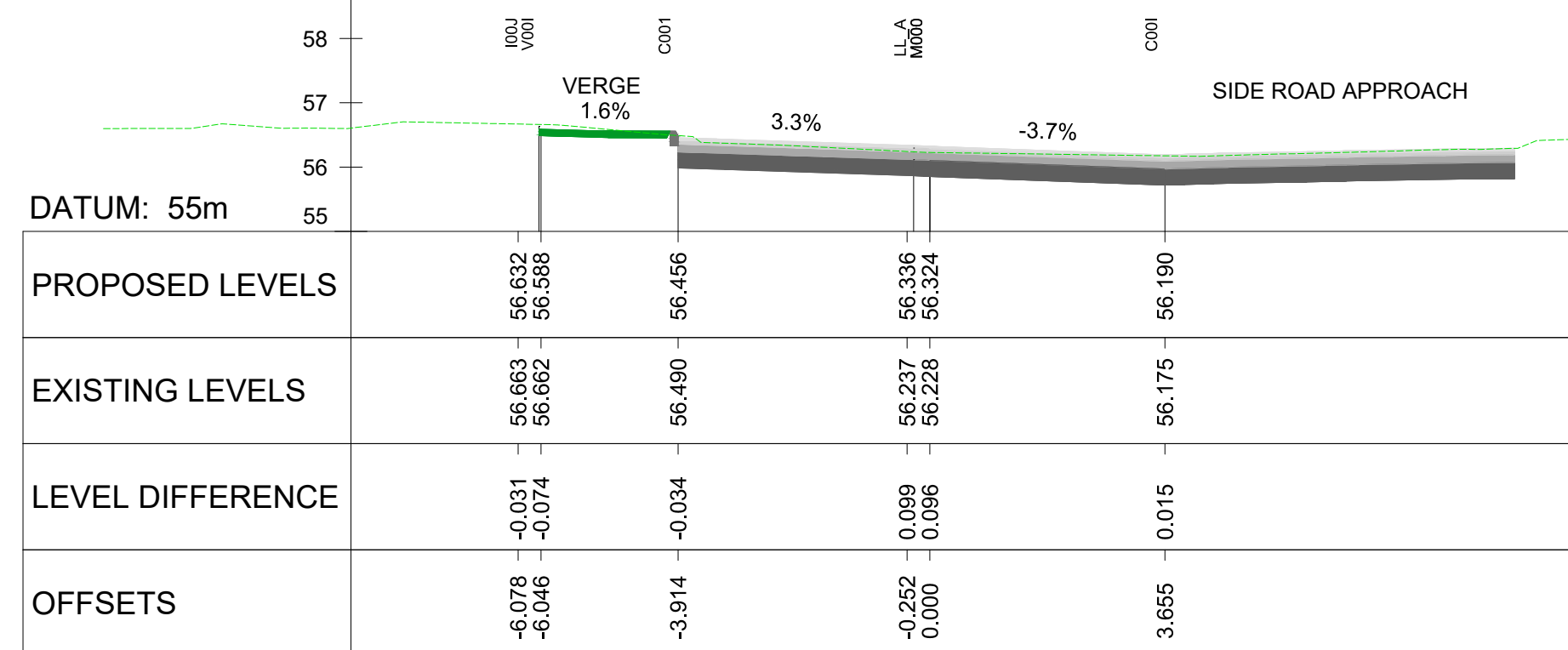
CHAINAGE: 35.000



CHAINAGE: 30.000



CHAINAGE: 25.000



CHAINAGE: 20.000

