

WOODLAND OIL LTD

ENVIRONMENTAL SERVICES.

Method Statement

Description of Task/ Activity	JETTING OF DRAINS/BUNDS/TANKS/OTHER AREAS		
Project Name	USE OF JETTER		
Site Location	CUSTOMERS PREMISES		
Start Date		Start Time	
Finish Date		Finish Time	n/a
Version	3		

	Name	Role/Trade
Personnel Involved	WOODLAND EMPLOYEE	DRIVER/OPPERTIVE

Works Supervisor	Geoff Mills
Role	M.D
Telephone Number	

WOODLAND OIL LTD

ENVIRONMENTAL SERVICES.

Sequence of Operations

(specifying methods of working, tools, materials and equipment utilised)








1. WOODLAND TO ARRIVE ON SITE AS ARRANGED. REPORT TO SITE SUPERVISOR/CONTACT FOR SIGNING IN AND INDUCTION IF REQUIRED
2. IF SAFE TO DO SO, PROCEED TO WORK AREA OBSERVING SITE RULES
3. DON PPE PRIOR TO STARTING WORK
4. SECURE AREA TO BE WORKED IN/CORDEN OFF IF NEEDED
5. USE CORRECT MANHOLE KEYS IF LIFTING MANHOLES/DRAIN COVERS
6. IF BLOCKED DRAINS, PLACE DRAIN ROD/JETTER/ PIPE INTO DRAIN
7. TURN ON MACHINE USE FORWARD BACKWARD MOVEMENT TO FREE BLOCKAGE
8. ONCE UNBLOCK COMPLETE, TURN OFF MACHINE
9. PULL OUT DRAIN ROD/REWIND JETTER PIPE
10. IF CLEANING A PARTICULAR AREA, THE USE OF DETERGENTS MAY BE USED PRIOR TO JETTING
11. ENSURE NO CONTAMINANTS ENTER THE DRAINS/ SEWERS
12. REPLACE MANHOLE/DRAIN COVERS
13. STOW AWAY ANY EQUIPMENT USED
14. CLEAN UP ANY MESS AND DISPOSE OF CORRECTLY
15. RETURN TO SITE SUPERVISOR/CONTACT ONCE YOU'VE FILLED IN ALL APPROPRIATE TRANSFER NOTES AND OBTAIN SIGNATURE FROM AUTHORISED PERSON LEAVING RELEVANT COPIES
16. SIGN OUT AND PROCEED TO NEXT DESTINATION

Key Plant and Tools Required

JETTING EQUIPMENT
CORRECT MANHOLE KEYS / TOOLS/LIFTING EQUIPMENT

WOODLAND OIL LTD

ENVIRONMENTAL SERVICES.

Key Materials Required	SOAPS/DETERGENTS/WATER BRUSHES/SHOVELS/SQUEEGYS						
Other Essential Equipment	TRANSFER NOTES						
Specific Identified Residual Hazards (or refer to task specific risk assessments)	AS RISK ASSESSMENT						
Specific Staff Training Requirements	TRAINING AND INSTRUCTION IN USE OF JETTING EQUIPMENT						
Temporary Supports and Props needed to facilitate works	NONE						
Methods of access and egress to the work area	AS INSTRUCTED						
Fall protection measures (where work at height cannot be eliminated - consider both personnel and materials)	SECURE AREA/TAPE OFF/USE OF CONES/ AS NECESSARY						
Hazardous Substances (attach COSHH Assessments and MSDS)							
Applicable	Very Toxic No	Harmful / Irritant No	Corrosive No	Dangerous for the Environment Yes	Oxidising No	Highly Flammable No	Explosive No
SWL's	(Detail any limits on the loadings applicable to temporary plant/ equipment or fixed elements of the structure where the work is taking place) See manufactures instructions						
Required Personal Protective Equipment	Safety Boots	Hard Hats	Safety Gloves	Hearing Protection	Respiratory Protection	Eye Protection	
Any other not stated above	1. Hi-Viz 2. Coveralls 3. 4. 5.						


WOODLAND OIL LTD


ENVIRONMENTAL SERVICES.

Emergency Procedures	CALL EMERGENCY SERVICES	
First Aid Facilities	Name of First Aider on Site	ASK ON SITE
	First Aid Box Location	IN VEHICLE CAB/ CLOSEST TO SITE LOCATION
	Location of Nearest Hospitals	ASK ON SITE
Other Information & Comments	Report any accidents incidents or near misses	

*All work will be undertaken by qualified competent persons with experience of the type of work described above, and in all cases in full accordance with safety procedures specified in the company's Health and Safety policy.

*Where a deviation from the RAMS is required then work must stop, and a revised safe system of work determined; only when approval has been given from site Health and Safety can work re-commence.

Prepared By	G.MILLS
Signed	
Position	DIRECTOR
Date	05/8/19

Reviewed By	SIMON MALLINSON
Signed	

WOODLAND OIL LTD

ENVIRONMENTAL SERVICES.

Position	OPERATIONS MANAGER
Date	06.08.19