

- ALL DIMENSIONS ARE IN MILLIMETRES UNLESS OTHERWISE STATED.
- ALL DIMENSIONS SHOULD BE READ IN THE HORIZONTAL PLANE UNLESS ALIGNED DIMS ARE PROVIDED.
- FIRE DEFENCE DO NOT ACCEPT RESPONSIBILITY FOR DAMAGE CAUSED BY FROST.
- CLIENTS SHOULD TAKE PRECAUTIONS AGAINST THE WATER IN VALVES AND PIPES FREEZING DURING SEVERE WEATHER.
- HOLES THROUGH WALLS, FLOORS, CEILINGS, SLABS OR PARTITIONS ARE THE RESPONSIBILITY OF THE CLIENT.
- PIPEWORK TO BE EARTHED AND BONDED BY CLIENT IN ACCORDANCE WITH APPROPRIATE REGULATIONS.
- ELECTRICAL SUPPLY SERVICES TO BE PROVIDED BY CLIENT UNLESS OTHERWISE STATED.
- WATER SUPPLY SERVICES TO BE PROVIDED BY CLIENT UNLESS OTHERWISE STATED.
- ALL TRENCHING AND CIVIL WORKS TO BE PROVIDED BY CLIENT.
- WARNING: SPRINKLERS, CONTROLS ETC MUST NOT BE PAINTED.

© FIRE DEFENCE SERVICING LTD
 THE COPYRIGHT OF THIS DRAWING IS OWNED BY FIRE DEFENCE SERVICING LTD. IT CANNOT BE USED FOR ANY OTHER PURPOSE THAN THE NEGOTIATION OF THE SUBCONTRACT AND SUBSEQUENT CONSTRUCTION OF THE SUBJECT WORK BY FIRE DEFENCE SERVICING LTD. THE PASSING OF ANY OF THE INFORMATION ON THIS DRAWING TO A COMPETITOR OF FIRE DEFENCE SERVICING LTD IS A BREACH OF PROVISIONS OF THE COMPETITION ACT 2002. NO PART OF THIS DRAWING MAY BE PHOTOCOPIED OR OTHERWISE REPRODUCED WITHOUT THE WRITTEN PERMISSION OF FIRE DEFENCE SERVICING LTD.

THIS DRG TO BE READ IN CONJUNCTION WITH:
 FDS-39790-301

NOTES ON REVISION

REV	DATE	AMENDMENT	DES.
P01	16/11/23	First issue	HT
P02	05/01/24	Updated to fit within parking space	JW
P03	11/01/24	Updated tank size to match text	JW

PRELIMINARY

FIRE DEFENCE SERVICING Ltd
 CROWN YEALM HOUSE
 PATHFIELDS BUSINESS PARK
 SOUTH MOLTON
 EX36 3LH
 TEL: 01789 575040
 FAX: 01789 574079
 fds@fire-defence.com



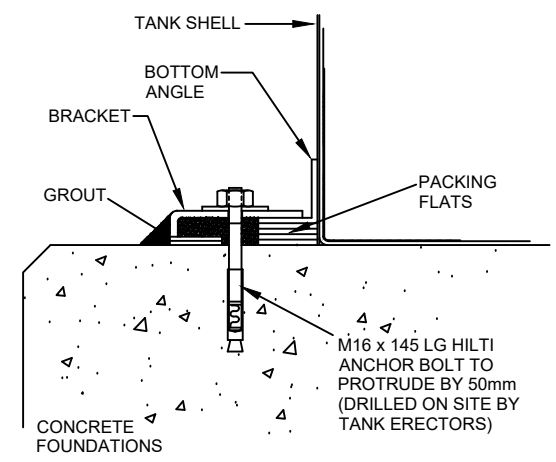

DRAWING TITLE / PROJECT

Derwent House
 Builders Works

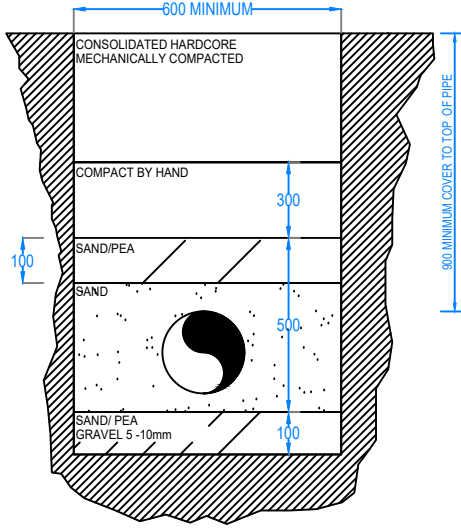
CLIENT
 Ridge and Partners LLP
 Tower Wharf
 Cheese Lane
 Bristol
 BS2 0JJ

SITE ADDRESS
 Derwent House
 Derwent Close
 Patchway
 Bristol
 BS34 5AD

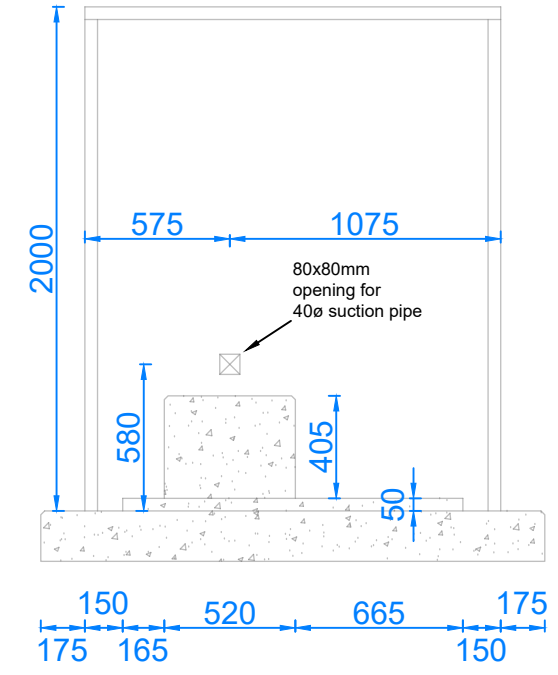
DRAWING No.	PROJ REF	REV
FDS-39790-901	39790	P03
DRAWN	CHECKED	DATE
HT	-	16/11/23
SCALE	DRG SIZE	
1:30	A3	



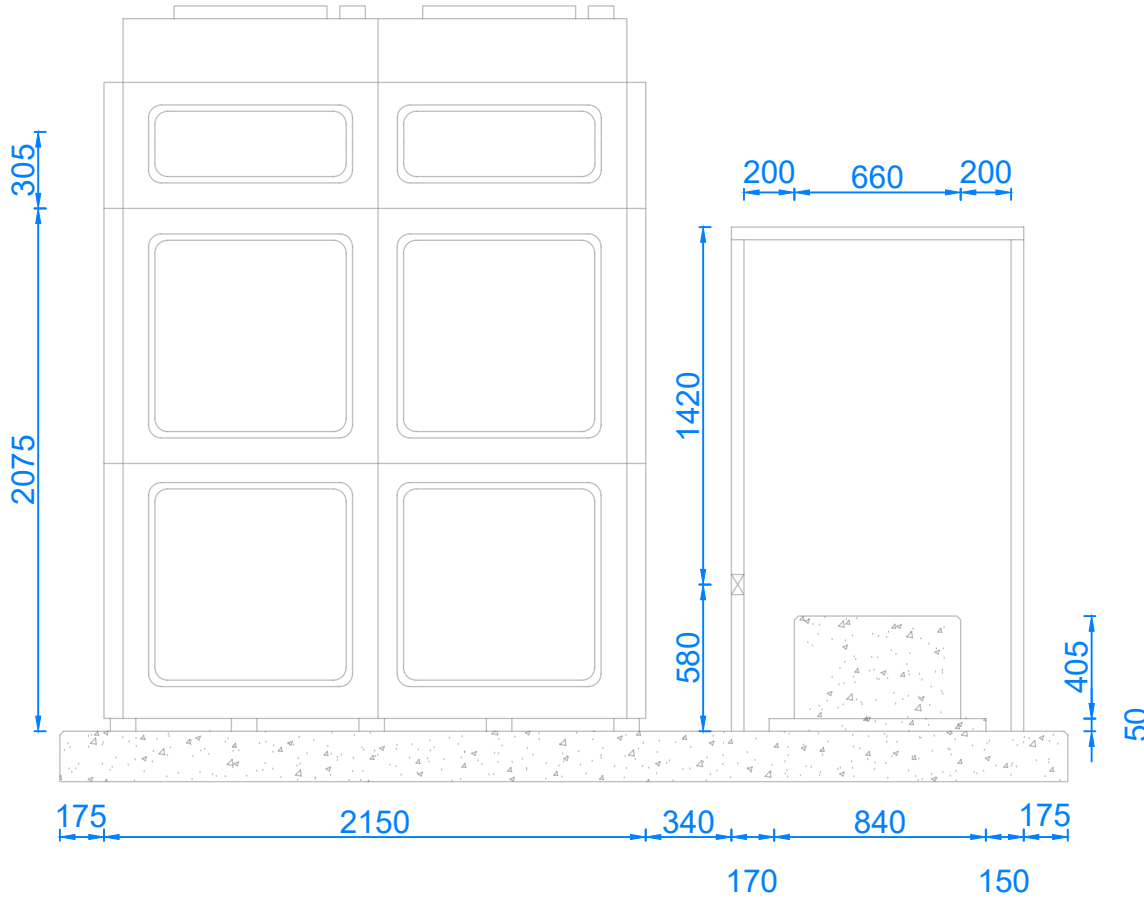
Builderswork



Section A



Section B



- Client to provide the following:
- Pumphouse base, pump plinths, and tank base
 - All single & 3 phase electrical power to and including distribution board in pumphouse
 - Pumphouse drainage for pump start & test and pump gland drains
 - Concrete pump plinths to be keyed into the main pumphouse floor with suitable structural steel
 - Grouting in of pumps after installation
 - Power for pumphouse lighting, heating and ventilation
 - 1 no. 50ø PN16 spurs for tank water feed
 - 240v spur for mains trace heating and lagging

Tank base requirements & tolerances
 A maximum tolerance of +/- 5mm on the base slab will be required and finished to a power float finish.

Tank base structure to accept 10kN / m² per 1m in height of tank.

