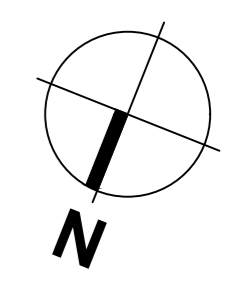
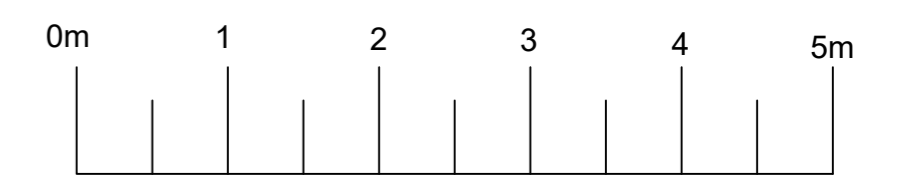


SCALE



Existing asphalt driveway to be retained

Ownership boundary

Existing fence to be recladded

Site boundary

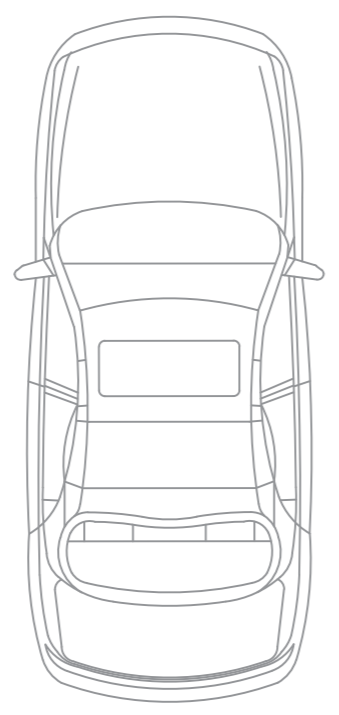
Existing 1100mm high stone wall to be removed/cut back to allow for new parking bay.

Existing 1400mm high stone pier to be retained and refurbished.

To back garden

HOUSE

HOUSE



Door

e+11.90

Flower bed

Window

e+11.50

Concrete path

Flower bed

Existing raised grass lawn

e+10.00

e+11.20


Existing hedge to be retained

GROVE ROAD

All levels are indicative and to be used as a guide.

All material build ups, installation and laying specifications to engineer's and manufactures specification.

FOR PLANNING	PROJECT 29 GROVE ROAD, ILKLEY	SCALE 1 / 50 @A2	DATE 14 / 11 / 23	
	TITLE EXISTING SITE	DRAWN BY DM	REVIEWED TL	
	19 Ashlands Road, Ilkley, West Yorkshire, LS29 8JT www.telandscape.co.uk info@telandscape.co.uk phone : 01943 510674 mobile : 07855 770428		DRAWING NO MR23-124/101	REVISION /
	This drawing and the works depicted there in are the copyright of TEL Landscape Architects and may not be used, copied or amended except by written permission.			



Landscapearchitects