

GENERAL NOTES:

This drawing is prepared solely for design and planning submission purposes. It is not intended or suitable for either building regulations or construction purposes and should not be used for such.

Do not scale dimensions off this drawing. Check all dimensions on site before construction. Final coordination and checks are responsibility of the site team to suit conditions and tolerances before any installation. Report all errors or omissions to AA8 DESIGN.

All work is to be carried out to the local authority planning and building regulations approval, and the codes of practice and british standards as necessary.

All dimensions, levels, sizes, positions and locations of particulars as indicated on drawings are to be verified by the appointed contractor on site prior to engaging in works. any discrepancies must be reported to the architect/surveyor/engineer or responsible person's immediately.






The contractor is responsible for ensuring compliance with the CDM regulations, and appropriate health & safety on site precautions.

The client/building owner must obtain any necessary party wall agreements, prior to engaging in the works on site.

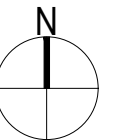
For any structural steelworks details please refer to structural engineer's drawings & calculations.

REVISION

P1	PLANNING	13.01.24
----	----------	----------

-  EXISTING WALL
-  PROPOSED WALL
-  DEMOLITION
-  SITE BOUNDARY
-  OUTLINE OF EXISTING BUILDING

PROJECT NORTH



STATUS  
**PLANNING**

PROJECT  
**360 WHITTON AVENUE**

TITLE  
**EXISTING & PROPOSED FRONT ELEVATION**

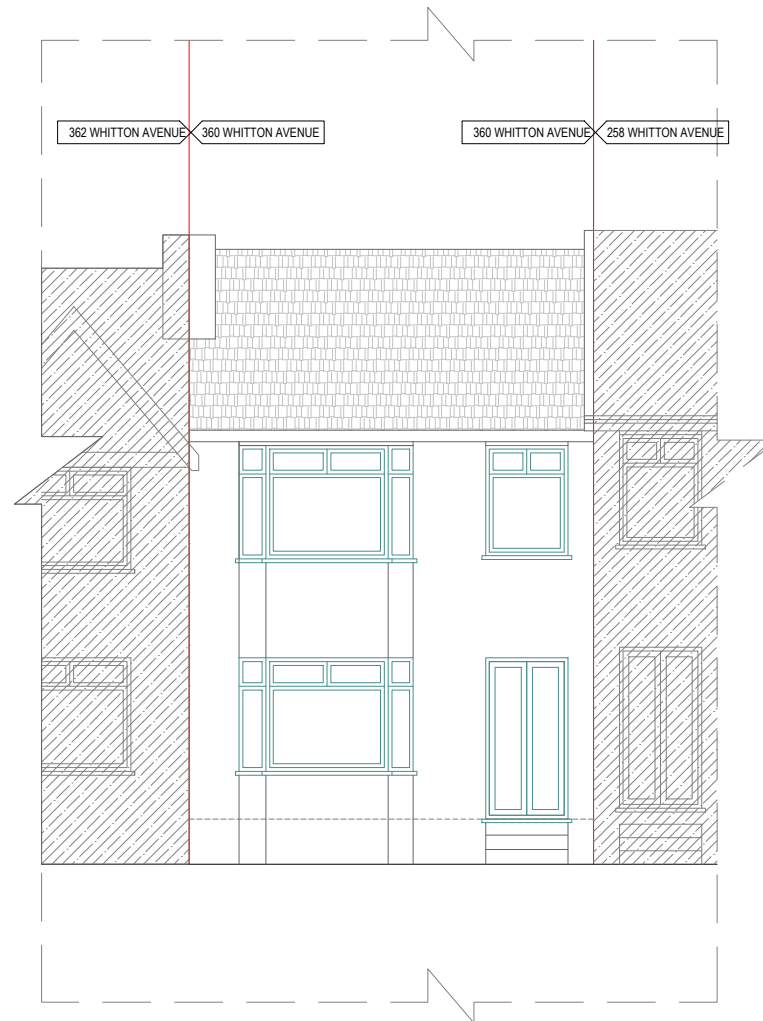
DATE  
**13.01.2024**

DRAWN BY  
**AB**

SCALE  
**AS SHOWN @ A3**

DRAWING NO & REVISION  
**AA-2401-WA-PL-104 P1**

Sheet:



1 EXISTING FRONT ELEVATION (NO CHANGE)

