



IMPORTANT NOTE THESE PLANS ARE FOR INDICATIVE PURPOSES ONLY, AND MUST NOT BE USED FOR BUILDING OR SELLING PURPOSES. SITE DIMENSIONS MUST BE TAKEN.

NOTES:
ALL DIMENSIONS AND LEVELS WHETHER NOTED OR OTHERWISE ARE TO BE CHECKED ON SITE AND NOT SCALED FROM THIS DRAWING AND ANY DISCREPANCIES TO BE REFERRED TO THE SUPERVISING OFFICER PRIOR TO COMMENCEMENT OF WORK OR THE ORDERING OF MATERIALS OR COMPONENTS.



EXISTING ROOF PLAN



PROPOSED ROOF PLAN

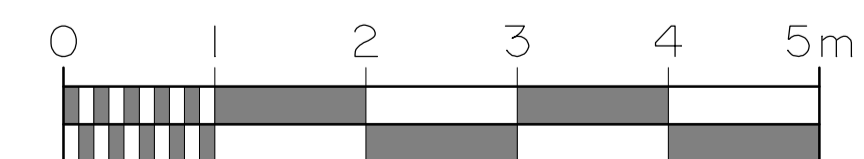
- GENERAL NOTES:**
- 1, THIS PLAN IS TO BE READ IN CONJUNCTION WITH FLOOR PLANS, ELEVATIONS, CROSS-SECTIONS, STRUCTURAL ENGINEERS DETAILS, ETC.
 - 2, ALL STRUCTURAL ELEMENTS TO BE CONFIRMED PRIOR TO COMMENCEMENT OF WORK ON SITE.
 - 3, ALL PLANNING AND/OR BUILDING REGULATION CONDITIONS TO BE COMPLIED WITH. DETAILS TO BE CHECKED PRIOR TO COMMENCEMENT OF WORKS AND/OR ORDERING OF MATERIALS.
 - 4, ALL DIMENSIONS ARE APPROXIMATE AND ARE FOR GUIDANCE ONLY. SITE DIMENSIONS MUST BE TAKEN.
 - 5, ALL NEW WORK TO MATCH THE EXISTING STRUCTURE.
 - 6, ALL NEW WORK TO BE TIED INTO THE EXISTING STRUCTURE.
 - 7, ALL FINISHES TO MATCH THOSE OF THE EXISTING DWELLING.
 - 8, ALL LEVELS (FLOORS AND CEILING) TO BE CONSISTENT WITH THOSE OF THE EXISTING DWELLING.

CLIENT:
SARAH AND LEE

PROJECT:
18 ELDER CLOSE
PORTSLADE
EAST SUSSEX

DRAWING TITLE:
PROPOSED ROOF
PLANS

SCALE: 1:50 **DATE:** DEC 2023



PLANS

ARCHITECTURAL CONSULTANTS
3 CHYNGTON WAY 01323 491100
SEAFORD 07968 475637
EAST SUSSEX
BN25 4JA faye@planssussex.co.uk

DRAWING No.
XX/XXX/