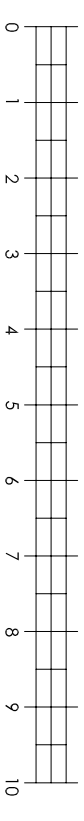



SCALE IN METRES

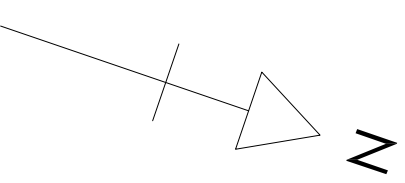
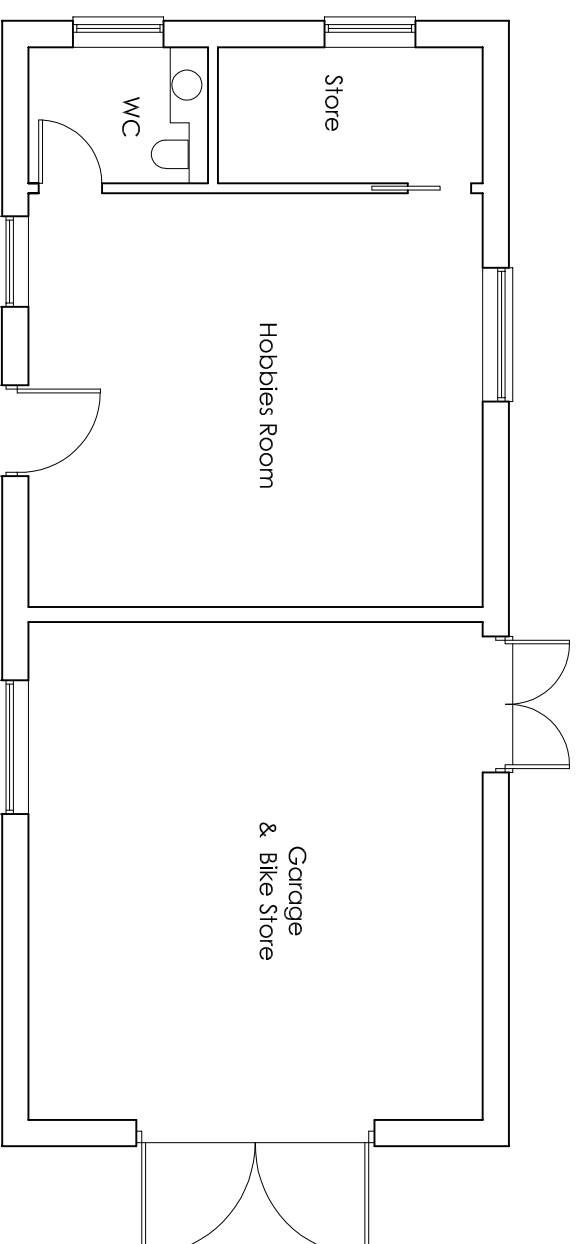


## Roof Plan



FOOTPRINT AREAS	
Existing House	129.10 m <sup>2</sup>
Existing Garage	48.60 m <sup>2</sup>
Shed	6.90 m <sup>2</sup>
Shed	4.55 m <sup>2</sup>
<b>TOTAL</b>	<b>189.15 m<sup>2</sup></b>
50%	94.57 m <sup>2</sup>
<b>TOTAL</b>	<b>189.15 m<sup>2</sup></b>
Existing House	129.10 m <sup>2</sup>
Shed	6.90 m <sup>2</sup>
Shed	4.55 m <sup>2</sup>
Proposed Annexe	99.82 m <sup>2</sup>
<b>TOTAL</b>	<b>240.37 m<sup>2</sup></b>

## Ground Floor



Revisions  
A Nov 2023 Plan altered  
B Nov 2023 Plan altered

DRAWING	2021/08.PI/App.01
REVISION	B
SCALE	1:100 cl A3
DATE	Sept 2023

PROJECT  
Proposed Annexe to replace Existing Garage  
Garden Corner Church Lane Bircham West Sussex PO20 7AT

CLIENT  
Tim & Geraldine Fimston

# Floor & Roof Plans

Joanna Jefferson  
Architects

222 Oving Road, Chichester  
West Sussex  
PO19 7EJ  
Telephone 01243 532988  
Fax 01243 531580