



VISUAL SCALE 1:50 @ A1



VISUAL SCALE 1:100 @ A1

A1


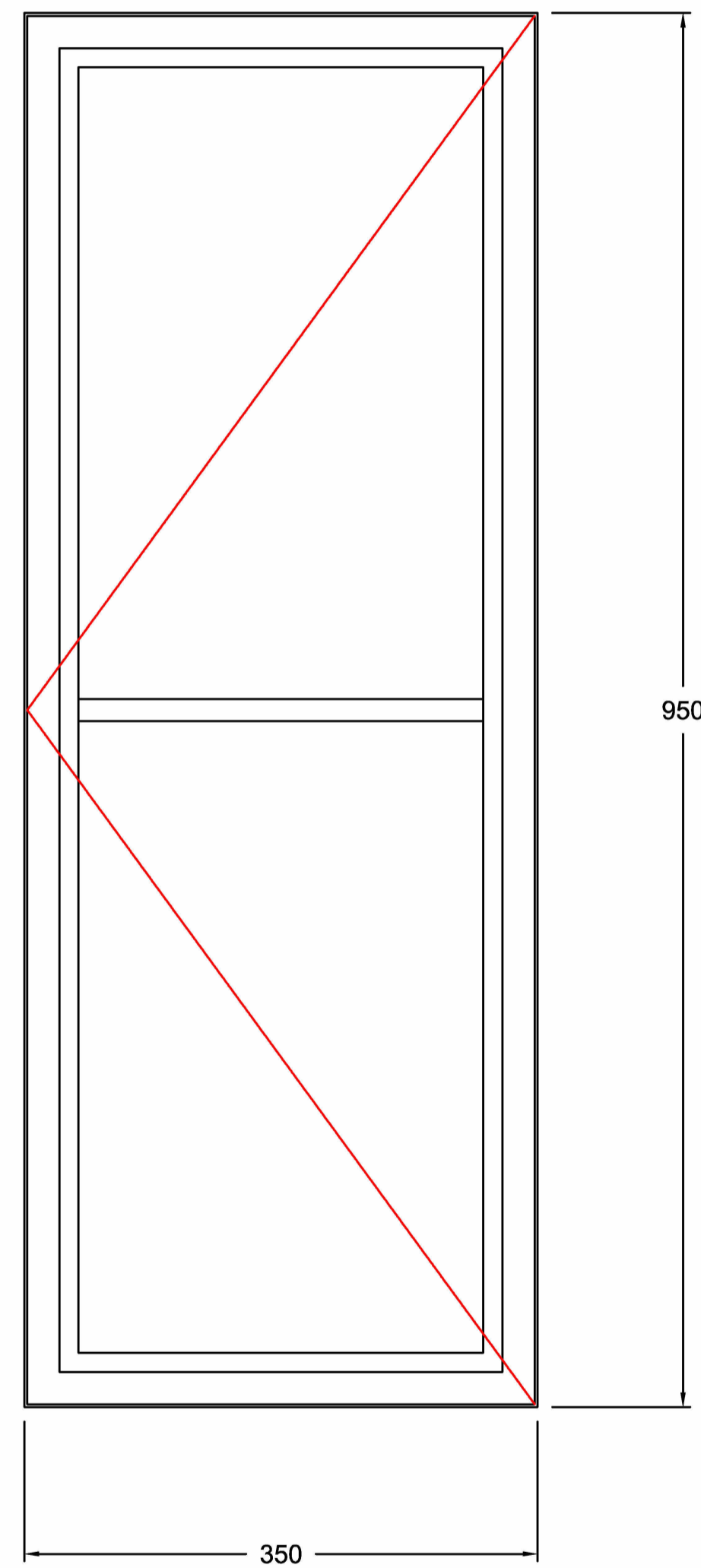
Comments

W20 Steel Windows
W7 Equal Leg Frame/Angle Frame
14mm Double-Glazed Units
Single Horizontal 15mm Lead
(Existing Timber Subframes to Remain)

SCALE 1:10

Opening Light- W7 Frame

Fast Frame - W7 Frame (Option 1)



General Notes	
Do Not Scale	
ALL VIEWED FROM OUTSIDE	
Manufacturing Sizes TBC Chevrons: Point = Hinge Side	
Colour: TBC	
W20 Window Sections/Steel Angle Frames 29mm Steel Tee Bars	
Ironmongery: TBA	
Glazing: 4-6-4 (14mm) Slimline Double Glazing Clear Low E Glass Warm edge spacer bars Krypton filled cavity Single Horizontal 15mm Lead	
Glazing Silicone: TBC	
Peter Helgesson	
Burwalls Lodge, Bristol	
Steel Windows	
Drg. No. M23560 001	
APPROVAL	
Scale: 1:5 @ A3	
21 December 2023	
Unit 85, Northwick Business Centre, Blockley Moreton-in-Marsh, Glos. GL56 9RF Tel: (01386) 701079 Fax: (01386) 701114 E-mail: sales@mikehonourwindows.co.uk Web: www.mikehonourwindows.co.uk	

- 1 Single Power Socket
- 2 Double Power Socket
- C Cooker Point
- Unswitched Fused Spur
- External Power Socket
- Telephone Point
- D Cat 6 Data Point
- Extract Vent
- FIRE Fire Alarm Panel
- SS Shower Socket
- SP Speaker Point
- TV TV Aerial Point
- FB Floor Box
- F5-2 Floor Socket
- Passive Extract
- Mechanical Extract
- Distribution Board
- Smoke Detector
- Heat Detector
- Carbon Monoxide Detector
- Extract fan
- Underfloor heating control

Wall Structure Key:

- Cavity Wall: Render
- Cavity Wall: Face Brick
- Block Work: 100mm
- Studwork Wall: 75mm
- Metal Frame: 70mm
- Solid Brick Wall: 215mm
- Solid Block Wall: 215mm
- Structural Opening
- Walls Removed

Please note:
All drawings are for the purposes of planning only unless marked for construction.

All builders to site measure to confirm measurements.

Report all discrepancies to the person named below, do not proceed without instruction.

BRO take no responsibility should any drawing/s unless specified are used for building purposes and measurements aren't checked on site.

All drawings remain the property of BRO Architecture

Drainage Key

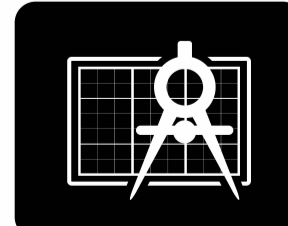
- S Storm Drainage
- MH Manhole
- FD Foul Drainage
- SVP Soil Vent Pipe
- GP Gulley Pot
- RWP Rainwater Pipe
- AD ACO Drain

Ducting Colour & Use

- Red Electric cable
- Yellow Gas Pipe
- Blue Water pipes
- Green Data/Comms
- Grey BT
- Purple Security - Cameras
- Orange Garden Lighting non Security

DRAWING NUMBER

P1-5



BRO ARCHITECTURE
DESIGNING YOUR DREAMS

Mobile: 07508 856621
Website: www.broarchitecture.co.uk
E-mail: info@broarchitecture.co.uk

CLIENT

Peter Helgesson

SITE ADDRESS

Burwalls Lodge
BS8 3PT

PROJECT NAME

Proposed Windows and Front
Door Replacement

DRAWING NAME

Proposed Window Details - PG2

DATE
01/18/23

REV

DRAWN BY
SH

SCALE (@ A1)

CHECKED BY
Client

PROJECT NUMBER
SH/BRO/201223-PH