



VISUAL SCALE 1:50 @ A1



VISUAL SCALE 1:100 @ A1

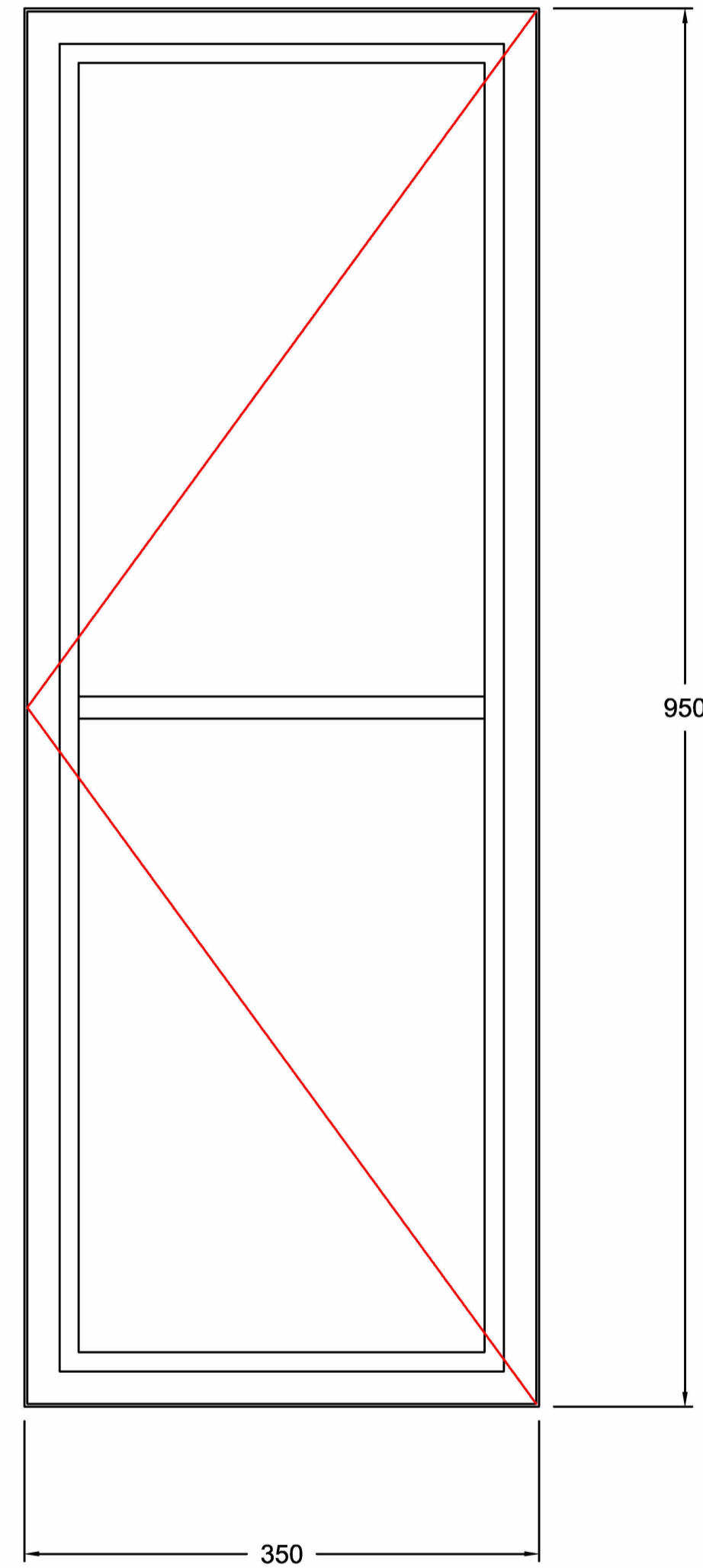
A1

Comments


W20 Steel Windows
W7 Equal Leg Frame/Angle Frame
14mm Double-Glazed Units
Single Horizontal 15mm Lead
(Existing Timber Subframes to Remain)

SCALE 1:10

Opening Light- W7 Frame



Fast Frame - W7 Frame (Option 1)



General Notes

Do Not Scale

ALL VIEWED FROM OUTSIDE

Manufacturing Sizes TBC
Chevrans: Point = Hinge Side

Colour: TBC

W20 Window Sections/Steel Angle Frames
29mm Steel Tee Bars

Ironmongery: TBA

Glazing:
4-6-4 (14mm) Slimline Double Glazing
Clear Low E Glass
Warm edge spacer bars
Krypton filled cavity
Single Horizontal 15mm Lead

Glazing Silicone: TBC

Peter Helgossion

Burwalls Lodge, Bristol

Steel Windows

Drg. No. M23560 001

APPROVAL

Scale: 1:5 @ A3

21 December 2023

Unit 85, Northwick Business Centre, Blockley
Moreton-in-Marsh, Glos. GL56 9RF
Tel: (01386) 701079 Fax: (01386) 701114
E-mail: sales@mikehonourwindows.co.uk
Web: www.mikehonourwindows.co.uk

- 1 Single Power Socket
- 2 Double Power Socket
- C Cooker Point
- Unswitched Fused Spur
- External Power Socket
- Telephone Point
- D Cat 6 Data Point
- Extract Vent
- FIRE Fire Alarm Panel
- SS Shower Socket
- SP Speaker Point
- TV TV Aerial Point
- FB Floor Box
- FS-2 Floor Socket
- Passive Extract
- Mechanical Extract
- Distribution Board
- Smoke Detector
- Heat Detector
- Carbon Monoxide Detector
- Extract fan
- Underfloor heating control

Wall Structure Key:

- Cavity Wall: Render
- Cavity Wall: Face Brick
- Block Work: 100mm
- Studwork Wall: 75mm
- Metal Frame: 70mm
- Solid Brick Wall: 215mm
- Solid Block Wall: 215mm
- Structural Opening
- Walls Removed

Please note:
All drawings are for the purposes of planning only unless marked for construction.

All builders to site measure to confirm measurements.

Report all discrepancies to the person named below, do not proceed without instruction.

BRO take no responsibility should any drawing/s unless specified are used for building purposes and measurements aren't checked on site.

All drawings remain the property of BRO Architecture

Drainage Key

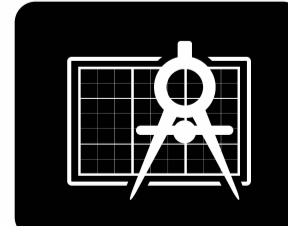
- S Storm Drainage
- MH Manhole
- FD Foul Drainage
- SVP Soil Vent Pipe
- GP Gulley Pot
- RWP Rainwater Pipe
- AD ACO Drain

Ducting Colour & Use

- Red Electric cable
- Yellow Gas Pipe
- Blue Water pipes
- Green Data/Comms
- Grey BT
- Purple Security - Cameras
- Orange Garden Lighting non Security

DRAWING NUMBER

P1-5



BRO ARCHITECTURE
DESIGNING YOUR DREAMS

Mobile: 07508 856621
Website: www.broarchitecture.co.uk
E-mail: info@broarchitecture.co.uk

CLIENT

Peter Helgossion

SITE ADDRESS

Burwalls Lodge
BS8 3PT

PROJECT NAME

Proposed Windows and Front
Door Replacement

DRAWING NAME

Proposed Window Details - PG2

DATE
01/18/23

REV

DRAWN BY
SH

SCALE (@ A1)

CHECKED BY
Client

PROJECT NUMBER
SH/BRO/201223-PH