

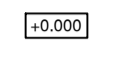
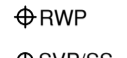




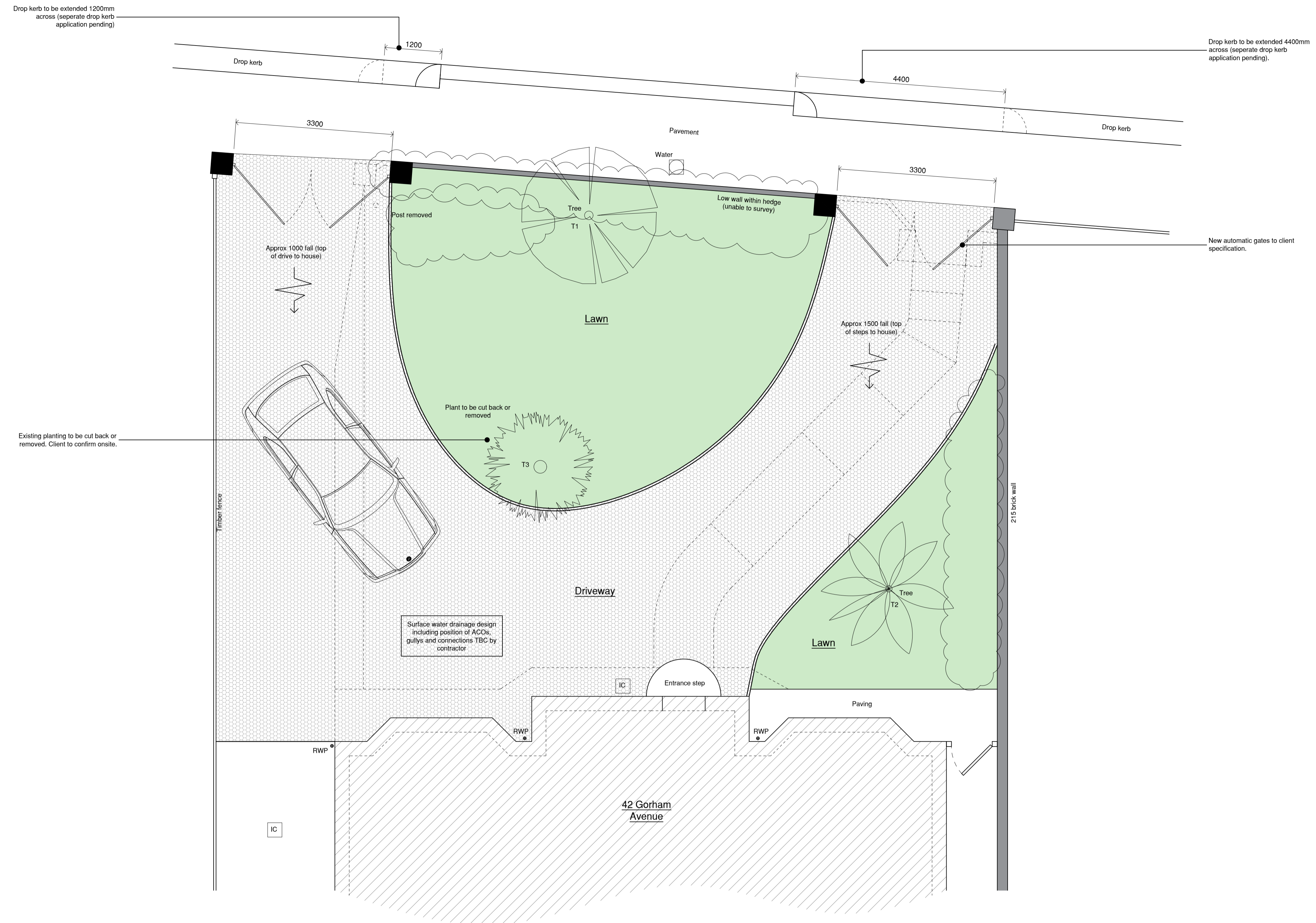


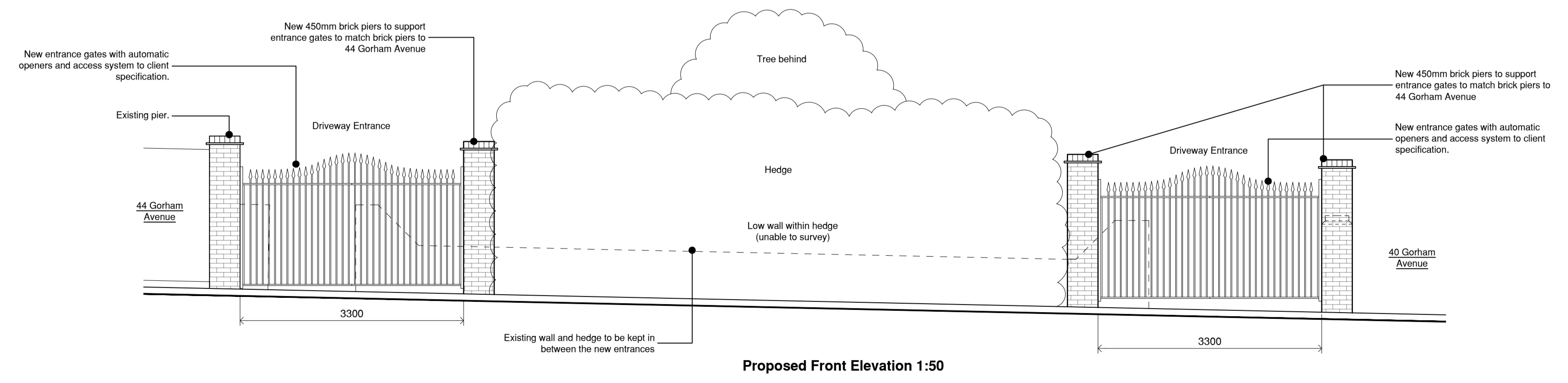
General Notes  
 1. All dimensions are to be checked onsite. Do not scale from these drawings.  
 2. Structural information on drawings is shown for quick reference only. Refer to Structural Engineers drawings and calculations for construction information.  
 3. Building Regulations compliance is the responsibility of the contractor.

**Key - Annotations**

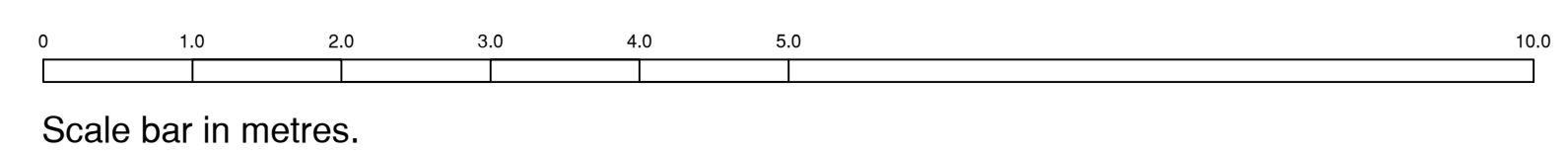
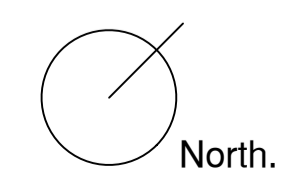
-  Existing wall
-  Proposed wall
-  Levels
-  Rainwater pipe
-  Soil vent pipe/stub stack
-  Gully
-  Permeable resin bound driveway - 110m2
-  Lawn - 28m2



**Proposed Front Garden 1:50**



**Proposed Front Elevation 1:50**



Rev	Date	Description

**Puzzle Architecture.**

puzzlearchitecture.co.uk  
 contact@puzzlearchitecture.co.uk

**CIAT**  
CHARTERED INSTITUTE OF ARCHITECTS

**Planning**

Drawing Ref  
**Proposed Front Garden Plan**

Project  
**42 Gorham Avenue, Rottingdean Driveway and Balcony**

Project No	Drawing No	Rev	
22.23.GA	100		
Drawn	Checked	Scale	Date
LC	LC	1:50 @ A1	07.09.23