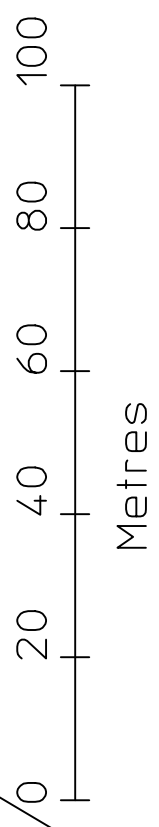


LOCATION PLAN

Scale 1 : 1250



ROMAN WAY



Existing Marshalls PRIORA permeable pavers as a hardstanding for vehicular traffic up to the existing pavement back edgings

Rear Garden

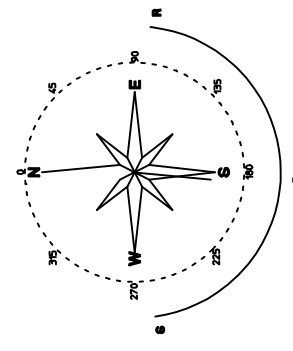
Parking and Turning on existing block pavers

POD POINT SOLO CHARGING POINT

Existing Vehicular Access to 25 Roman Way

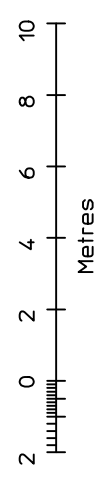
Proposed Access Five Number dropped kerbs relay pavement in accordance with Highways specification

Existing Access damaged dropped kerbs relay pavement in accordance with Highways specification

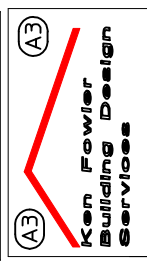


SITE PLAN

Scale 1 : 200



A3 Paper Plot 1 : 1250



Ken Fowler Building Design Services
Cockstone France Lane
Newbury Urban
Buckinghamshire G7 3BS
Telephone 01628 528292

Client Mr & Mrs B Lauer

Vehicle 23 Roman Way
LECHLADE
Gloucestershire GL7 3BS

Drawing Site & Location Plans
Project Single Storey Front Extensions
A First Floor Extension above Garage
New Vehicular Access to the
existing parking area

The drawing and its contents are the property of Ken Fowler Building Design Services and shall not be used for any other purpose without the written consent of Ken Fowler Building Design Services.
DATE 29th November 2023 Drawing No 230420/2023
Scale 1 : 1250 & 1 : 200
Sheet 1 of 1
DRAWN KFS