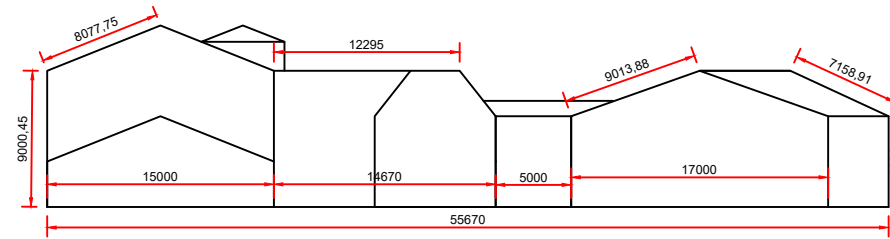
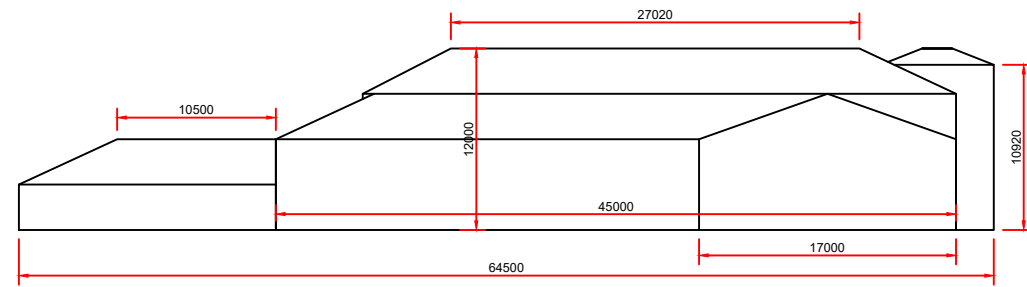


ELEVATIONS - FRONT AND RIGHT VIEWS

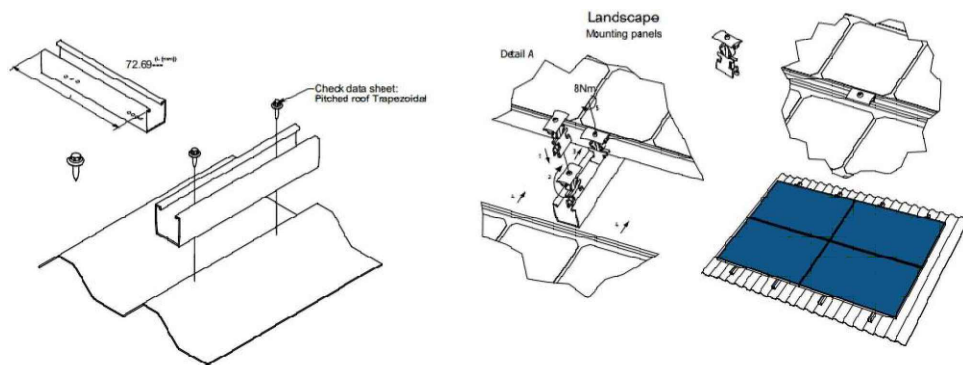


Scale 1:500 @ A3

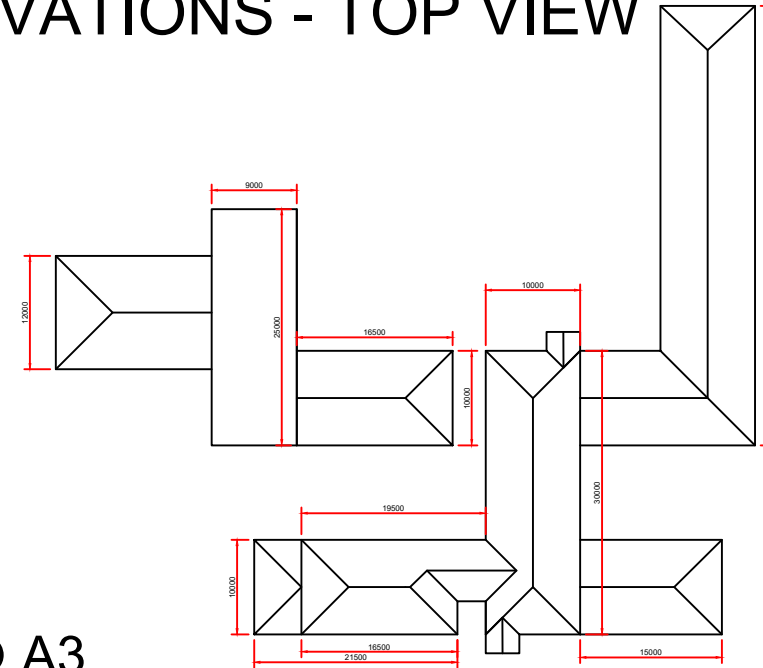
Notes:

1. THIS DRAWING IS THE PROPERTY OF ONE ELECTRICAL GROUP AND COPYRIGHT IS RESERVED BY THEM. THIS DRAWING IS BEING ISSUED ON THE CONDITION THAT IT IS NOT COPIED OR DISCLOSED BY OR TO ANY UNAUTHORISED PERSONS WITHOUT PRIOR CONSENT
2. ALL MODIFIED DRAWINGS SHOULD BE RETURNED TO ONE ELECTRICAL GROUP VIA THE GROUP ADDRESS.

MOUNTING KIT

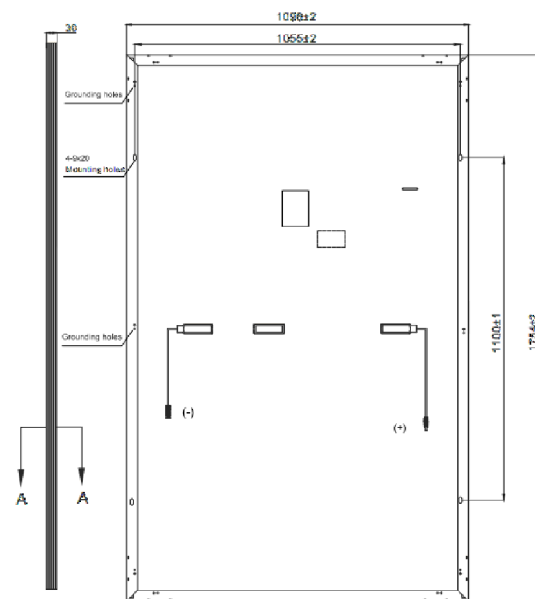


ELEVATIONS - TOP VIEW



Scale 1:800 @ A3

Module Dimensions



Proposed Solar PV Installation



P1	ELEVATIONS	GC	11/03/23
REV:	DESCRIPTION:	BY:	DATE:
STATUS: Elevations			

one
ELECTRICAL

THOMAS WALKER MED CENTRE
Princes Street 89, Peterborough, PE1 2QP

CLIENT: **ST PAULS**
Swindon Road 121
Cheltenham
GL50 4DP, United Kingdom

Project Details: **163.8kWp Installed**
120kWp - Generation Capacity
364 x ZNShine PV-tech Co. Ltd., ZXMG-NHLD144-450

SITE: **St Pauls**
GL50 4DP

TITLE: **Elevations**
Assura - St Pauls

SCALE AT A3:	DATE:	DRAWN:	CHECKED:
SDS	Jan 12	JC	GC
PROJECT NO:	DRAWING NO:	REVISION:	
Assura	Assura_Elevations Drawing	1.0	