










Key	
	Proposed Building
	Foul Water
	Drain Chamber 1
	Drain Chamber 2
	Flow Direction
	Proposed Connection
	Proposed Flow Direct