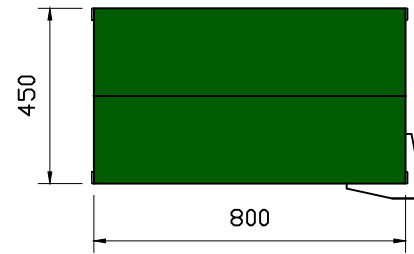


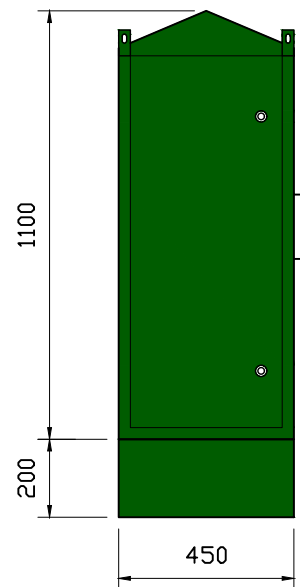
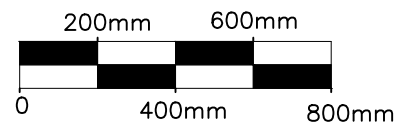
GENERAL NOTES:

- 1). This drawing to be read in conjunction with all other drawings and documentation relating to this cabinet type.
- 2). Figured dimensions take preference over scaled dimensions.



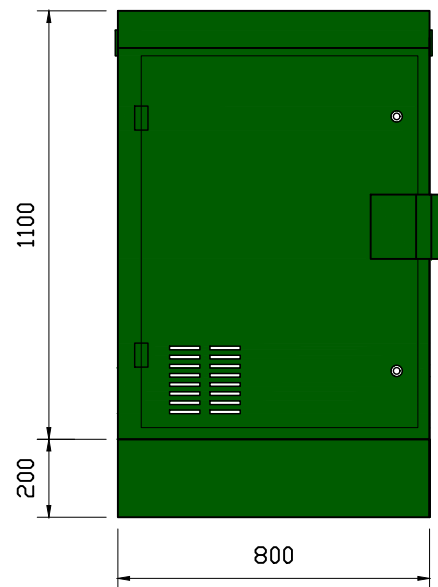
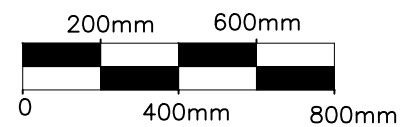
PLAN ON CABINET

Scale 1:20



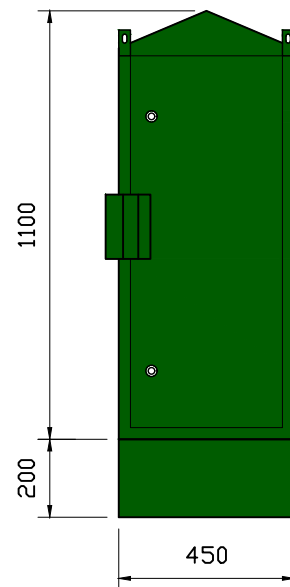
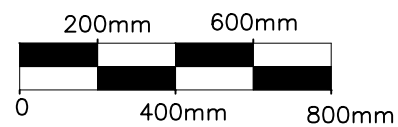
END ELEVATION

Scale 1:20



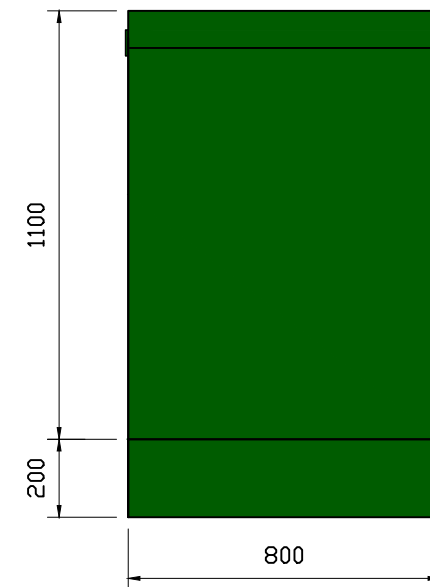
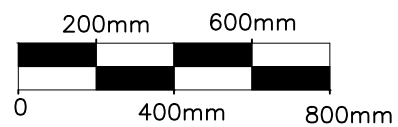
FRONT ELEVATION

Scale 1:20



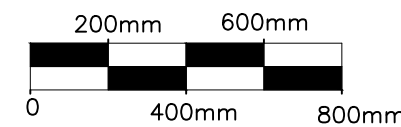
END ELEVATION

Scale 1:20



REAR ELEVATION

Scale 1:20



A	FIRST ISSUE	24-11-2023	RS
REV	DESCRIPTION	DATE	BY

THE COPYRIGHT OF THIS DRAWING AND DESIGN IS OWNED BY T&S DESIGN AND IS NOT TO BE COPIED, TRANSMITTED TO A THIRD PARTY OR USED IN ANY WAY WITHOUT THE WRITTEN APPROVAL OF T&S DESIGN.

CLIENT

openreach

PROJECT

DSLAM H100A

TITLE

GENERAL ARRANGEMENT

T&S
DESIGN SERVICES LTD
STRUCTURAL ENGINEERS

CIVIL & STRUCTURAL ENGINEERS
PRESTON

www.tandsdesign.co.uk
E-mail: info@tandsdesignservices.co.uk

CHECKED	DATE	DRAWN	SCALE	A3
A.C	November 2023	R.S	As shown	
PROJECT No. TS10783	DRAWING No. 01	REV A		