


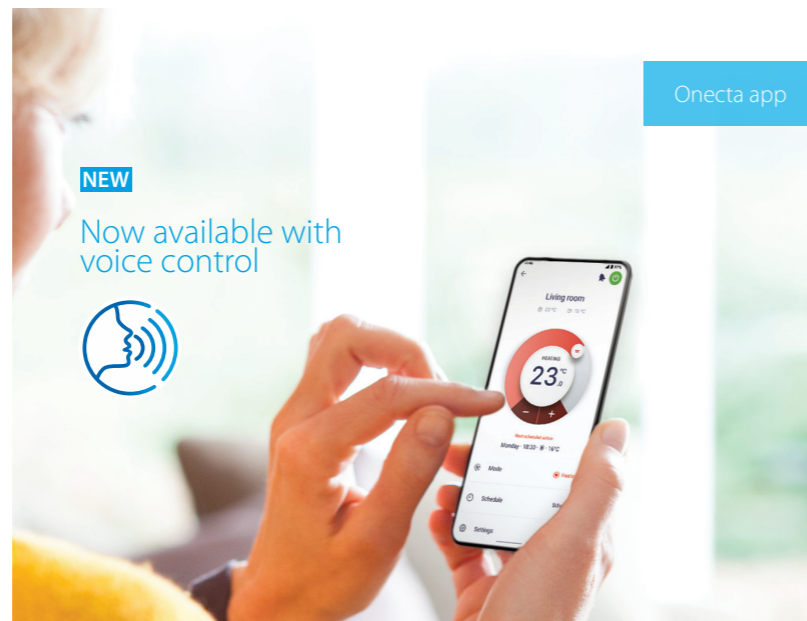
# Daikin Altherma 3 Low Capacity Monobloc (4-6-8 class)



Setting the new Monobloc standard



E(B/D)LA04-08EV3



# Table of contents

|   |           |
|---|-----------|
| <b>Daikin Altherma 3 Low Capacity Monobloc</b>  | <b>4</b>  |
| Functional design.....                          | 4         |
| Fully connected control.....                    | 6         |
| Consistently compact.....                       | 8         |
| Combination table and options.....              | 9         |
| EDLA04-08EV3 specifications .....               | 10        |
| EBLA04-08EV3 specifications .....               | 11        |
| <b>Thermal Stores and Tanks</b> .....           | <b>12</b> |
| UK.PPC/R32.....                                 | 14        |
| EKHWSU-D & EKHPW-PB .....                       | 15        |
| <b>Controls</b> .....                           | <b>16</b> |
| Daikin Onecta app .....                         | 16        |
| Madoka for Heating, wired room thermostat ..... | 17        |
| Modern user interface .....                     | 17        |
| <b>Stand By Me</b> .....                        | <b>19</b> |

# Daikin Altherma 3 Low Capacity Monobloc

4-6-8 class



## Functional design

Now available in 4,6 and class, Daikin Altherma 3 Low Capacity Monobloc is Daikin's first third generation monobloc, benefiting from a new design and using R32 refrigerant, which has a low Global Warming Potential (GWP).

### A redesigned casing

The white front grille of horizontal lines hides the fan from view, reducing the perception of the sound produced by the unit.


The light grey, seamless casing reflects the environment in which the unit is installed, helping it to blend in with its surroundings.

### A renewed fan shape

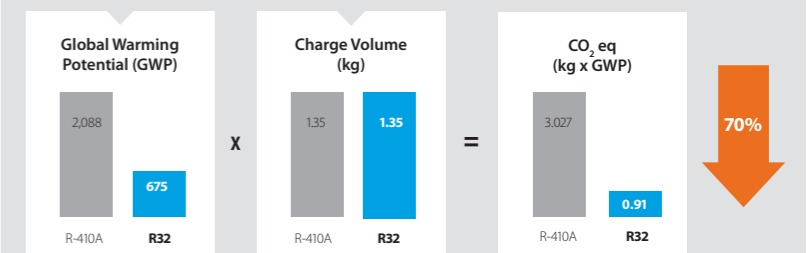
The shape of the fan has been reviewed to reduce the contact surface with air and improve air circulation.

### Easy installation and commissioning

- › The rotary switchbox is a brand-new feature in this monobloc heat pump.
- › It helps installers access the hydraulic and refrigerant components in an easy way.
- › Commissioning and servicing can be then performed with ease.



Reduced environmental impact: 70% less CO<sub>2</sub> equivalent  
› GWP: R-410A: 2,088 > R32: 675



## R32 monobloc **R-32 BLUEEVOLUTION**

Daikin is a pioneer in developing heat pumps equipped with R32. With a lower GWP, R32 is equivalent in power to standard refrigerants, but achieves higher energy efficiency and lower CO<sub>2</sub> emissions. Easy to recover and reuse, R32 is the perfect solution for attaining CO<sub>2</sub> emission reduction targets.

## A simple solution to space limitation

Thanks to the monobloc set-up, no indoor unit is required which helps when space is limited inside. The monobloc can even fit under a window.

All the hydraulic components are integrated in one unit, including the sealed refrigerant circuit, so there's no need for refrigerant handling or F-gas qualifications.

# Fully connected control

The Daikin Altherma 3 Low Capacity Monobloc is equipped with the most intuitive control solutions.



## Heating and cooling emitters

Daikin Altherma 3 Low Capacity Monobloc works perfectly with various emitters, including fan coils, underfloor heating and heat pump convectors.



## Onecta app, with voice control

- › Control the heating system from home or remote via smartphone
- › Control the heating system with voice commands
- › Include integrations with Google Assistant and Amazon Alexa
- › Functions include: scheduling, holiday and boost modes, controlling multiple units and monitoring energy consumption



## Madoka: a user-friendly wired room thermostat

- › Sleek and elegant design
- › Intuitive touch button control
- › Three colours to match any interior (white, black and silver-grey)
- › Compact unit measuring only 85 x 85 mm

## Domestic hot water production

The Monobloc combines with stainless steel tanks (EKHWS-D), Daikin R32 Pre Plumbed Cylinder (UK.PPC/R32), thermal stores and panels (EKHWP) to provide domestic hot water quickly.



✓ **Man Machine Interface (MMI) or User Interface** **NEW**

Inspired by the award-winning design of the Daikin Altherma 3 indoor units, Daikin also upgraded this controller to deliver an even more user-friendly interface.

### Quick configuration

After logging in, you'll be able to configure the unit with the new controller in less than 10 steps. You can even check if the unit is ready to use by running test cycles.

### Easy operation

The new interface features a few buttons and two navigational knobs to help you quickly set the room temperature and control units.

### User-friendly design

The interface features an intuitive design. The high contrasted colour screen delivers stunning and practical visuals for both installers and service engineers.

### WLAN cartridge connection

### Small dimensions for a discreet unit:

136 x 160 x 37 mm (HxWxD)

# Consistently compact

Daikin Altherma 3 Low Capacity Monobloc is the most compact heat pump solution, as it consists of only one outdoor unit, so it's ideal for homes with limited space.

## ✔ Strengthened performances

The Daikin Altherma 3 Low Capacity Monobloc shows improved performances as well as a wide product range

- › Space heating up to **A++** **A+**
- › Domestic hot water up to **A+**
- › Operating down to -25°C
- › Delivers LWT 55°C at -15°C without back-up heater

## ✔ Flexibility in domestic hot water production

Combines with:

- › Stainless steel domestic hot water tank (EKHWS(U)-D)
- › Thermal store EKHWP-(P)B to provide domestic hot water with support from the sun
- › Daikin R32 Pre Plumbed Cylinder range UK.PPC/R32

## ✔ Fits under a window



## ✔ Extended product range

- › Heating only models (EDLA\*)
- › Reversible models providing cooling (EBLA\*)
- › One-phase models only
- › Back-up heater less models (EB/DLA-EV3)
- › Available in 4, 6 and 8 class
- › Completing the existing range of 9, 11, 14 and 16 class

## ✔ Perfect match with any heat emitters

Combines with:

- › Underfloor heating applications
- › Heat pump convectors such as Daikin Altherma HPCs

## Combination table and options

|                       |   |                              | R32 small monobloc     |           |
|-----------------------|---|------------------------------|------------------------|-----------|
|                       |   |                              | Without back-up heater |           |
|                       |   |                              | Rev                    | H/O       |
|                       |   |                              | EBLA04EV3              | EDLA04EV3 |
|                       |   |                              | EBLA06EV3              | EDLA06EV3 |
|                       |   |                              | EBLA08EV3              | EDLA08EV3 |
| Type                  | Description                                     | Material name                |                        |           |
| Controls              | Madoka wired room thermostat                    | BRC1HHDK/S/W                 | •                      | •         |
|                       | Wireless room thermostat                        | EKRTRB                       | •                      | •         |
|                       | Wired digital thermostat                        | EKRTWA                       | •                      | •         |
|                       | Universal centralized controller for cascade    | EKCC8-W<br>DCOM-LT/IO,-LT/MB | •                      | •         |
|                       | WLAN cartridge                                  | BRP069A78                    | •                      | •         |
| Multi-zoning controls | Digital wired room thermostat                   | EKWCTRDIIV3                  | •                      | •         |
|                       | Analog wired room thermostat                    | EKWCTRANIV3                  | •                      | •         |
|                       | Actuator  | EKWCVATRIV3                  | •                      | •         |
|                       | Multi-zoning base station (10 channels)         | EKWUFHTAIV3                  | •                      | •         |
| Sensors               | EKWCVATRIV3                                     | KRCS01-1                     | • (1)                  | • (1)     |
|                       | Multi-zoning base station (10 channels)         | EKRSCA1                      | • (1)                  | • (1)     |
|                       | EKWUFHTAIV3                                     | EKRTEFSB                     | • (2)                  | • (2)     |
|                       | Temperature sensor for EKHWS-D (2.5m length)    | EKTESE1                      | •                      | •         |
|                       | Temperature sensor for EKHWP-(P)B (2.5m length) | EKTESE2                      | •                      | •         |
| Domestic hot water    | DHW tank  | EKHWS(U)-D(3)V3              | •                      | •         |
|                       | Thermal stores                                  | EKHWP500(P)B                 | •                      | •         |
| Heat pump convector   | Floor standing                                  | FWXV15/20/25*                | • (3)                  | • (3)     |
|                       | Wall mounted                                    | FWXT15/20/25*                | • (3)                  | • (3)     |
|                       | Concealed                                       | FWXM15/20/25*                | • (3)                  | • (3)     |
| Other options         | Back-up heater kit                              | EKLBHUCB6W                   | • (4)                  | •         |
|                       | By-pass kit                                     | EKMBHBP                      | • (4)                  | •         |
|                       | Bizone kit                                      | EKMIKPOA                     | •                      | •         |
|                       |   | EKMIKPHA                     | •                      | •         |
|                       | Digital I/O PCB                                 | EKRPIHBAA                    | • (5)                  | • (5)     |
|                       | Demand PCB                                      | EKRPIAHTA                    | •                      | •         |
|                       | Freeze protection valve                         | AFVALVE1                     | •                      | •         |
|                       | PC USB cable                                    | EKPCCAB4                     | •                      | •         |
|                       | Smart grid relay kit (high voltage)             | EKRELSG                      | •                      | •         |
|                       | Flow switch                                     | EKEFLSW2                     | • (6)                  | • (6)     |

(1) Only 1 sensor can be connected: indoor OR outdoor sensor.

(2) Can only be used in combination with the wireless room thermostat EKRTR(1).

(3) Multi combination (quantity, depends on capacity class). EKVKHPC needs to be installed mandatory on heat pump convector (exception: LT- H/O).

(4) Check 'EKMBHBP necessity drawing' to decide to install it in combination with reversible models, in order to avoid sweat on the back-up heater.


(5) Additional relays to allow bivalent control in combination with external room thermostat are field supply.

(6) Mandatory if glycol is used.

## Daikin Altherma 3 M

This high performance air-to-water Monobloc system is available in **heating only (EDLA)** and **reversible heating and cooling, (EBLA)** models - both are ideal for homes with limited indoor space.

- › WLAN cartridge connection standard included
- › Possible to combine with domestic hot water tanks
- › Heating only air-to-water heat pump
- › Monobloc all-in-one concept including all hydraulic parts
- › Optional plug & play integrated 3 kW electric back-up heater
- › Available in one phase



| Outdoor Unit                      | Single Phase                         |                      |                       |                       |                       |                       |
|-----------------------------------|--------------------------------------|----------------------|-----------------------|-----------------------|-----------------------|-----------------------|
|                                   | EDLA04EV3<br>Class 4                 | EDLA06EV3<br>Class 6 | EDLA08EV3<br>Class 8  | EBLA04EV3<br>Class 4  | EBLA06EV3<br>Class 6  | EBLA08EV3<br>Class 8  |
| <b>Description</b>                |                                      |                      |                       |                       |                       |                       |
| Function                          | Heating Only                         |                      |                       |                       |                       |                       |
| Dimensions <sup>(1)</sup>         | Height x Width x Depth               | mm                   | 770 x 1250 x 362      | 770 x 1250 x 362      | 770 x 1250 x 362      | 770 x 1250 x 362      |
| Weight                            | Unit                                 | kg                   | 88                    | 88                    | 88                    | 88                    |
| Nominal capacity                  | Heating (1/2)                        | kW                   | 4.30/4.60             | 6.00/5.90             | 7.50/7.80             | -                     |
|                                   | Cooling (1/2)                        | kW                   | -                     | -                     | -                     | 4.86/4.52             |
| Nominal input                     | Heating/Cooling (1/2)                | kW                   | 4.30/4.60             | 6.00/5.90             | 7.50/7.80             | -                     |
|                                   | COP                                  |                      | 5.10/3.65             | 4.85/3.50             | 4.60/3.50             | -                     |
| EER                               | Heating (1/2)                        |                      | 5.10/3.65             | 4.85/3.50             | 4.60/3.50             | -                     |
|                                   | Cooling (1/2)                        |                      | 5.10/3.65             | 4.85/3.50             | 4.60/3.50             | 5.91/3.32             |
| Seasonal space heating efficiency | Space heating (Average climate) 35°C | Class                | A+++                  | A+++                  | A+++                  | A+++                  |
|                                   |                                      | Efficiency           | 176                   | 176                   | 179                   | 176                   |
|                                   |                                      | SCOP                 | 4.48                  | 4.47                  | 4.56                  | 4.48                  |
|                                   | Space heating (Average climate) 55°C | Class                | A++                   | A++                   | A++                   | A++                   |
|                                   |                                      | Efficiency           | 127                   | 127                   | 130                   | 127                   |
|                                   |                                      | SCOP                 | 3.26                  | 3.26                  | 3.32                  | 3.26                  |
| Operation range                   | Heating                              | °C                   | -25 ~ 35              | -25 ~ 35              | -25 ~ 35              | -                     |
|                                   | Cooling                              | °C                   | -                     | -                     | -                     | 10 ~ 43               |
|                                   | Hot water                            | °C                   | -25 ~ 35              | -25 ~ 35              | -25 ~ 35              | -25 ~ 35              |
| Sound power level                 | Heating                              | dBA                  | 58                    | 60                    | 62                    | 61                    |
| Sound pressure level 4            | Heating/Cooling                      | dBA                  | 44                    | 47                    | 49                    | 48                    |
| Refrigerant charge (factory)      | R32                                  | kg                   | 1.35                  | 1.35                  | 1.35                  | 1.35                  |
| Power supply                      |                                      |                      | 1-phase / 230V / 50Hz | 1-phase / 230V / 50Hz | 1-phase / 230V / 50Hz | 1-phase / 230V / 50Hz |
| Recommended fuses                 | Outdoor unit                         | A                    | 20                    | 20                    | 25                    | 25                    |
| Pump                              | No. of speeds                        |                      | Inverter controller   | Inverter controller   | Inverter controller   | Inverter controller   |
| Expansion vessel volume           |                                      | litres               | 7                     | 7                     | 7                     | 7                     |
| Water connections (diameter)      |                                      | inch                 | 1" (male)             | 1" (male)             | 1" (male)             | 1" (male)             |
| Minimum water volume              |                                      | litres               | 20                    | 20                    | 20                    | 20                    |
| Minimum flow rate                 | Cooling                              | l/min                | -                     | -                     | -                     | 10                    |
|                                   | Heating (Incl. defrost)              | l/min                | 12                    | 12                    | 12                    | 12                    |
|                                   | Hot water                            | l/min                | 25                    | 25                    | 25                    | 25                    |
| Maximum piping distance to tank   |                                      | m                    | 10                    | 10                    | 10                    | 10                    |
| Maximum level difference          |                                      | m                    | 5                     | 5                     | 5                     | 5                     |
| SAP ID                            |                                      |                      |                       |                       |                       |                       |

Heating a: Ambient air temperature -2°C and leaving water temperature 45°C (A-2/W45)  
[1] Excludes aesthetic grill

Nominal capacity and nominal input tested according to EN 14511 at the following conditions:

Heating 1: Ambient air temperature 7°C and leaving water temperature 35°C (A7 W35) Heating 2: Ambient air temperature 7°C and leaving water temperature 45°C (A7 W45)

Cooling 1: Ambient air temperature 35°C and leaving water temperature 18°C (A35 W18) Cooling 2: Ambient air temperature 35°C and leaving water temperature 7°C (A35 W7)

[3] Includes aesthetic grill [4] Sound pressure level measured at 1m from the unit

Back-up heater kit (optional):

|                   |               |      | EKLBUHCB6W1              |
|-------------------|---------------|------|--------------------------|
| Description       |               |      | Back up heater kit (3kW) |
| Nominal rating    |               |      | 3                        |
| Dimensions        | Depth         | mm   | 210                      |
|                   | Width         | mm   | 250                      |
|                   | Height        | mm   | 560                      |
| Power supply      |               | kg   | 1-phase / 230V / 50Hz    |
| Recommended fuse  | 3 kW 1ph 230V | Amps | 13                       |
| Water connections | Diameter      | Inch | 1" (male)                |

Accessories:

| Accessory Ref | Description  |
|---------------|--|
| BRC1HHDW      | Madoka Heating - White   |
| BRC1HHD5      | Madoka Heating - Silver  |
| BRC1HHDK      | Madoka Heating - Black   |
| BRP069A78     | Daikin ONECTA App - Wi-fi module [SD Card]   |
| EKRELSG       | Smart grid relay kit (high voltage)  |
| EKPCCAB4      | PC cable - to upload field settings from PC to unit  |
| AFVALVE1      | Anti-freeze valve for glycol free systems (two required per heat pump)   |
| EKFLSW2       | Optional flow switch (See note)  |
| EKRSC1        | Optional remote temperature sensor for outdoor unit (See note)   |
| KRCS01-1      | Optional remote temperature sensor for indoor unit (See note)  |
| EKRP1HBA      | Optional PCB kit for remote alarm monitoring, fault indication, solar interlock and bivalent operation   |
| EKRP1AHT      | Optional PCB kit for demand control, power consumption control and power limitation  |
| UK.FF600H150  | Two flexi feet, height 150mm, to mount the outdoor unit  |
| K.CWBXL       | Wall brackets for outdoor units (250kg, 660mm long, 2 arms)  |
| K.CWBXLS5     | Wall brackets for outdoor units (250kg, 660mm long, 2 arms) - Stainless Steel  |
| UK.DT5        | Condensate drip tray (1400 x 400 x 50mm)   |
| UK.DTFB3      | Floor bracket kit to mount drip tray for 3 flexi feet or wall bracket  |
| K.HOSE750     | Pair of flexible hoses   |
| K.HOSE750EL   | Pair of flexible hoses with elbow  |
| K.FERNOXTF1   | Fernox magnetic filter 1"  |
| K.FERNOXTF1FL | Fernox magnetic filter 1" and F1 inhibitor fluid (500ml)   |
| EKEPRHLT5H    | Thermal store (500l) connection kit - For heating only models (for R32 H HT, H-Split, Ref Split and Monobloc)  |
| EKEPRHLT5X    | Thermal store (500l) connecting kit - For reversible models (for R32 H HT, H-Split, Ref Split and Monobloc)  |
| EKEPRHLT3HX   | Thermal store (300l) connection kit - For heating only and reversible models (for R32 H HT, H-Split, Ref Split and Monobloc)   |
| EKUMBPART     | 3rd party tank connection kit - Dry pocket sensor  |
| K.ELECMETV    | <b>Electric meter for domestic RHI - Single-phase (Metering for performance compliant)</b><br>MID Class A electric meter to measure the electricity consumption of the Daikin Altherma heat pump |
| K.ELECMETW    | <b>Electric meter for domestic RHI - Three-phase (Metering for performance compliant)</b><br>MID Class A electric meter to measure the electricity consumption of the Daikin Altherma heat pump  |
| EKCC8-W       | Sequence Controller  |
| DCOM-LT/IO    | Daikin Altherma I/O (Sequence Controller/Voltage/Resistance/Smart Grid) Gateway  |
| DCOM-LT/MB    | Daikin Altherma Modbus Gateway   |
| EKTESE1       | sensor+25m cable EKHWSU  |
| EKTESE2       | sensor+25m cable EKHWSU  |
| EKMIKPOA      | Mixing kit - PCB only  |
| EKMIKPHA      | Mixing kit - PCB with Hydraulic  |
| EKMIKHMA      | Hydraulics - Mixed Pump Ground   |
| EKMIKHUA      | Hydraulics - Unmixed Pump Ground   |
| EKMIKBVA      | Balancing Vessel   |
| EKMIKDIA      | Distributor for Balancing Vessel   |
| EKMBHBP       | R32 Monobloc valve for BUH option used with EBLA models  |

Notes:

- User interface (MMI) is supplied with outdoor unit
- EKFLSW2 must be ordered if glycol is present within the system
- Only one optional remote sensor can be installed
- For compatible cylinders, see pages 12-15

# Thermal Stores and Tanks

## Hot water heating installation options

### Energy-efficient hot water storage

Our high performance cylinders and thermal stores are designed to meet the demand for domestic hot water across a range of applications. With low heat losses and large coil areas, Daikin hot water cylinders are manufactured for modern lifestyles.

With so many different designs and shapes to choose from, our customers can have a peace of mind by knowing that they can select a cylinder which will meet all the specifications for their project.

All our cylinders are WRAS approved, with most of them having ErP ratings of B. When choosing our cylinders, you can rest assured that these products provide high efficiency with minimum heat loss and therefore help to protect the environment.

All our indirectly heated unvented cylinders as well as thermal stores come with a promise to deliver a high quality and reliable performance.

### Pre-plumbed R32 cylinder

#### The perfect partner to a Daikin Altherma Monobloc

- › Available in 150, 180, 210, 250 and 300 litres in stainless steel UK, PPC/R32 and slimline version in 150 and 180 litres.

#### Efficiency

- › High-quality insulation keeps heat loss to a minimum
- › With on board pump and 20L buffer vessel, these pre plumbed cylinders can also be used as a hydraulic separation between the primary and secondary circuits.
- › Plug & play installation, all key hydraulics included to ensure a fast and easy installation

#### Reliability

- › Built-in 20 litre buffer vessel, which can also be used as hydraulic separation and pre-fitted pump and magnetic filter to ensure the best performance from the Daikin Altherma Monobloc



### Domestic hot water tank

#### Stainless steel domestic hot water tank

- › Available in 150, 180, 200, 250 and 300 litres in stainless steel EKHWS(U)-D

#### Efficiency

- › High-quality insulation keeps heat loss to a minimum
- › Efficient temperature heating: from 10°C to 50°C in only 60 minutes
- › Available as an integrated solution or separate tank

#### Reliability

- › At necessary intervals, the unit can heat up water up to 60°C to prevent the risk of bacteria growth



### Thermal store range

#### Thermal store: additional hot water comfort

Combine your heat pump with a thermal store to achieve the ultimate comfort at home.

- › Fresh water principle: receive domestic hot water on demand while eliminating the risk of contamination and sedimentation
- › Optimal domestic hot water performance: the low temperature evolution enables high tapping performance
- › Fit for the future: possibility to integrate with renewable solar energy and other heat sources
- › Lightweight and robust build of the unit combined with the cascade principle offers flexible installation options

Built for small and large homes, customers can choose between a pressureless and a pressurised hot water system.

#### Efficiency

- › Fit for the future: maximise renewable energy sources
- › Intelligent Heat Storage Management: ensures continuous heating during defrost mode, and uses stored heat for space heating
- › High-quality insulation keeps heat loss to a minimum

#### Reliability

- › Maintenance-free tank: no corrosion, anode, scale or lime deposits, and no water loss through the safety valve



# Pre-Plumbed R32 Cylinder

| Domestic hot water cylinder                  |                      | UK.PPC150/R32                | UK.PPC180/R32             | UK.PPC210/R32             | UK.PPC250/R32             | UK.PPC300/R32             |
|--|----------------------|------------------------------|---------------------------|---------------------------|---------------------------|---------------------------|
| Description                                  |                      | 150l pre-plumbed cylinder    | 180l pre-plumbed cylinder | 210l pre-plumbed cylinder | 250l pre-plumbed cylinder | 300l pre-plumbed cylinder |
| Suitable for                                 |                      | Daikin Altherma R32 Monobloc |                           |                           |                           |                           |
| Energy efficiency class                      |                      | B                            | B                         | C                         | C                         | C                         |
| Standing heat loss (ErP)                     | W                    | 54                           | 58                        | 63                        | 88                        | 96                        |
| Storage volume                               | litres               | 148                          | 179                       | 209                       | 248                       | 301                       |
| Standing heat loss                           | kWh/24h              | 1.29                         | 1.39                      | 1.50                      | 2.10                      | 2.29                      |
| Max water temperature                        | °C                   | 90                           | 90                        | 90                        | 90                        | 90                        |
| Pump   | Quantity             | 1                            | 1                         | 1                         | 1                         | 1                         |
|  | Nr of Speeds         | PWM                          | PWM                       | PWM                       | PWM                       | PWM                       |
|  | Nominal ESP          | kPa                          | 80                        | 80                        | 80                        | 80                        |
|  | Power Input          | W                            | 52                        | 52                        | 52                        | 52                        |
| Primary immersion heater capacity            | kW                   | 3                            | 3                         | 3                         | 3                         | 3                         |
| Primary immersion heater power supply        |                      | 1-phase / 230V / 50Hz        | 1-phase / 230V / 50Hz     | 1-phase / 230V / 50Hz     | 1-phase / 230V / 50Hz     | 1-phase / 230V / 50Hz     |
| Primary immersion heater recommended fuses   | A                    | 16                           | 16                        | 16                        | 16                        | 16                        |
| Secondary immersion heater capacity          | kW                   | 3                            | 3                         | 3                         | 3                         | 3                         |
| Secondary immersion heater power supply      |                      | 1-phase / 230V / 50Hz        | 1-phase / 230V / 50Hz     | 1-phase / 230V / 50Hz     | 1-phase / 230V / 50Hz     | 1-phase / 230V / 50Hz     |
| Secondary immersion heater recommended fuses | A                    | 16                           | 16                        | 16                        | 16                        | 16                        |
| Height                                       | mm                   | 1550                         | 1676                      | 1864                      | 2164                      | 2165                      |
| Diameter                                     | mm                   | 550                          | 550                       | 550                       | 550                       | 600                       |
| Empty weight                                 | kg                   | 48                           | 58                        | 61                        | 73                        | 88                        |
| Material inside cylinder                     |                      | Stainless steel 2304         |                           |                           |                           |                           |
| Piping connections (diameter)                | Water inlet H/E      | mm                           | 28                        | 28                        | 28                        | 28                        |
|  | Water outlet H/E     | mm                           | 28                        | 28                        | 28                        | 28                        |
|  | Cold water in        | mm                           | 22                        | 22                        | 22                        | 22                        |
|  | Hot water out        | mm                           | 22                        | 22                        | 22                        | 22                        |
|  | Space heating flow   | mm                           | 28                        | 28                        | 28                        | 28                        |
|  | Space heating return | mm                           | 28                        | 28                        | 28                        | 28                        |



# Hot Water Cylinder

| Domestic hot water cylinder   |                  | SB.EKHWSU150/EKEXP                          | SB.EKHWSU180/EKEXP                          | SB.EKHWSU200/EKEXP                          | SB.EKHWSU250/EKEXP                          | SB.EKHWSU300/EKEXP                          |
|-------------------------------|------------------|---|---|---|---|---|
| Description                   |                  | 150L unvented cylinder (Including EKEXPVES) | 180L unvented cylinder (Including EKEXPVES) | 200L unvented cylinder (Including EKEXPVES) | 250L unvented cylinder (Including EKEXPVES) | 300L unvented cylinder (Including EKEXPVES) |
| Suitable for                  |                  | R32 Split and Monobloc systems              |   |   |   |   |
| Energy efficiency class       |                  | B   | B   | B   | B   | B   |
| Standing heat loss (ErP)      | W                | 45  | 50  | 55  | 60  | 68  |
| Storage volume                | litres           | 145   | 174   | 192   | 242   | 292   |
| Standing heat loss            | kWh/24h          | 1.1   | 1.2   | 1.3   | 1.4   | 1.6   |
| Max water temperature         | °C               | 75  | 75  | 75  | 75  | 75  |
| Booster heater capacity       | kW               | 3   | 3   | 3   | 3   | 3   |
| Power supply                  |                  | 1-phase / 230V / 50Hz                       | 1-phase / 230V / 50Hz                       | 1-phase / 230V / 50Hz                       | 1-phase / 230V / 50Hz                       | 1-phase / 230V / 50Hz                       |
| Recommended fuses             | A                | 20  | 20  | 20  | 20  | 20  |
| Height                        | mm               | 1015  | 1175  | 1283  | 1553  | 1763  |
| Diameter                      | mm               | 595   | 595   | 595   | 595   | 595   |
| Empty weight                  | kg               | 45  | 50  | 53  | 58  | 63  |
| Material inside cylinder      |                  | Stainless steel (EN 1.4521)                 |   |   |   |   |
| Piping connections (diameter) | Water inlet H/E  | inch  | 3/4" (female)                               | 3/4" (female)                               | 3/4" (female)                               | 3/4" (female)                               |
|                               | Water outlet H/E | inch  | 3/4" (female)                               | 3/4" (female)                               | 3/4" (female)                               | 3/4" (female)                               |
|                               | Cold water in    | inch  | 3/4" (female)                               | 3/4" (female)                               | 3/4" (female)                               | 3/4" (female)                               |
|                               | Hot water out    | inch  | 3/4" (female)                               | 3/4" (female)                               | 3/4" (female)                               | 3/4" (female)                               |



## Features:

- ▶ This stainless steel unvented cylinder is the ideal partner for Daikin Altherma R32 Split and Low temperature monobloc systems
- ▶ Fitted with a 3kW immersion heater as standard
- ▶ Available in 150, 180, 200, 250 and 300 litres in stainless steel EKHWS(U)-D
- ▶ Quick and easy installation with semi pre-plumbed G3 safety kit included
- ▶ Supplied with 3-way valve

# Thermal Store

| Thermal Store                       |   | EKHWP300PB  | EKHWP500PB  |                             |
|-------------------------------------|---|---|---|-----------------------------|
| Description                         |   | Thermal Store 300 litre (compatible with pressurised solar) | Thermal Store 500 litre (compatible with pressurised solar) |                             |
| Dimensions                          | Height x Width x Depth                                    | mm  | 1650 x 595 x 615  | 1660 x 790 x 790            |
| Weight                              |   | kg  | 58  | 89                          |
| Energy efficiency class             |   |   | B   | B                           |
| Standing heat loss (ErP)            |   |   | 64  | 72                          |
| Water volume                        |   | litres  | 294   | 477                         |
| Max. water temperature              |   | °C  | 85  | 85                          |
| Insulation <sup>[1]</sup>           |   | kWh/24h   | 1.5   | 1.7                         |
| Heat Exchanger (Heat Source)        | Material  |   | Stainless Steel (DIN1.4404)                                 | Stainless Steel (DIN1.4404) |
|                                     | Surface Area  | m <sup>2</sup>  | 2.7   | 3.8                         |
|                                     | Internal coil volume                                      | litres  | 13.2  | 19                          |
| Heat Exchanger (Domestic hot water) | Material  |   | Stainless Steel (DIN1.4404)                                 | Stainless Steel (DIN1.4404) |
|                                     | Surface Area  | m <sup>2</sup>  | 5.6   | 5.8                         |
|                                     | Internal coil volume                                      | litres  | 27.1  | 29.0                        |
| Heat Exchanger (Pressurised Solar)  | Material  |   | Stainless Steel (DIN1.4404)                                 | Stainless Steel (DIN1.4404) |
|                                     | Surface Area  | m <sup>2</sup>  | 0.8   | 1.7                         |
|                                     | Internal coil volume                                      | litres  | 4.2   | 12.5                        |
| Thermal Performance                 | Hot water volume without reheating at draw-off rate 12l/m | litres  | 153 <sup>[2]</sup>  | 282 <sup>[2]</sup>          |
|                                     |   | litres  | 252 <sup>[3]</sup>  | 240 <sup>[3]</sup>          |
|                                     | Hot water volume without reheating at draw-off rate 8l/m  | litres  | 321 <sup>[4]</sup>  | 444 <sup>[4]</sup>          |
|                                     |   | litres  | 284 <sup>[2]</sup>  | 324 <sup>[2]</sup>          |
| Piping connections (diameter)       | Heat source in/out  | inch  | G 1" (female) / 1" (male)                                   | G 1" (female) / 1" (male)   |
|                                     | Potable water in/out                                      | inch  | G 1" (female) / 1" (male)                                   | G 1" (female) / 1" (male)   |
|                                     | Pressurised solar in/out                                  | inch  | G 3/4" (female) / 1" (male)                                 | G 3/4" (female) / 1" (male) |



EKHWP300PB



EKHWP500PB

## Features:

- ▶ This hot water thermal storage tank provides instantaneous hot water and serves as a heat storage medium
- ▶ Tank designed for connection with pressurised thermal solar system
- ▶ Tank designed for connection with drainback thermal solar system
- ▶ Available in 300 and 500 liters
- ▶ Large hot water storage tank to provide domestic hot water at any time
- ▶ Heat loss is reduced to a minimum thanks to the high quality insulation
- ▶ Space heating support possible (500l tank only)

[1] Heat loss according to EN12897 and EN 15332

[2] Inlet temperature = 10°C / Tapping temperature = 40°C / Storage temperature = 50°C

[3] Inlet temperature = 10°C / Tapping temperature = 40°C / Storage temperature = 60°C

[4] Inlet temperature = 10°C / Tapping temperature = 40°C / Storage temperature = 65°C

## Accessories:

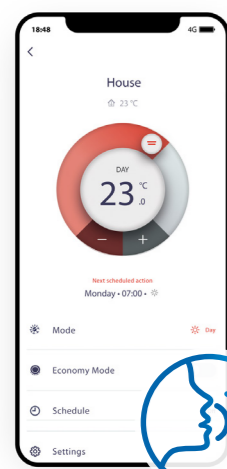
| Accessory Ref | Description   |
|---------------|---|
| 165215        | Fill and drain connection - Recommended to be ordered with every thermal store  |
| 165070        | Gravity break set - Avoids thermal heat loss from thermal store due to thermo-siphon effect.                                  |
| 164102-RTX    | Solar flow setter - Flow regulating valve with flow indicator (2-16 l/min), for balancing solar flow in cascade installations |
| 165113        | Secondary circulation kit - connection for secondary hot water connections  |
| EKBH3S        | 3kW immersion heater for thermal store  |

| Accessory Ref | Description   |
|---------------|---|
| EKEPHYHT35H   | 300l thermal store connection kit (R32 Hybrid)  |
| EKEPRHLT3HX   | 300l Thermal store connection kit - Heating only & Reversible (R32 H HT, H-Split, R-Split and Monobloc) |
| EKEPRHLT5H    | 500l Thermal store connection kit - Heating only (R32 H HT, H-Split, R-Split and Monobloc)              |
| EKEPRHLT5X    | 500l Thermal store connection kit - Reversible (R32 H HT, H-Split, R-Split and Monobloc)                |
| EKEPHT3H      | 300L Thermal Store connection kit (R410 Hybrid/HT R-Split)  |
| EKEPHT5H      | 500L Thermal Store connection kit (R410 HT R-Split)   |





The Onecta App is for those who live their life on the go and who want to manage their heating system from their smartphone.

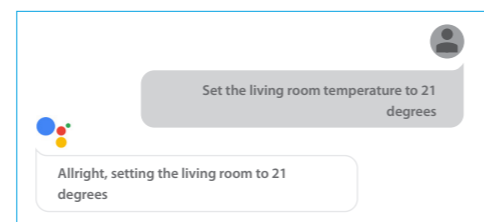


**NEW** onecta

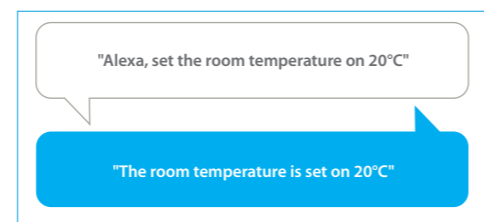
Voice control

To provide users with even more comfort and ease, the Onecta App now offers voice control. This hands-free feature cuts down on clicks to manage units faster than ever before.

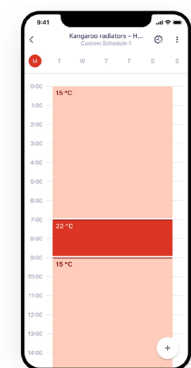
Cross-functional and multilingual, voice control pairs well with any smart device, including Google Assistant and Amazon Alexa.



Example of using the voice control via Google Assistant



Example of using the voice control via Amazon Alexa



Schedule

Set up a programme outlining when the system should operate, and create up to six actions per day.

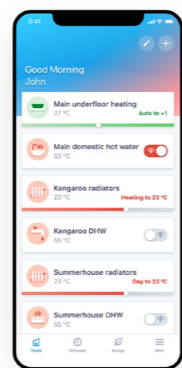
- ✓ Schedule room temperature and operation mode
- ✓ Enable holiday mode to save costs



Monitor

Receive a thorough overview of how the system is performing and how much energy it consumes.

- ✓ Check the status of the heating system
- ✓ Access energy consumption graphs (day, week, month)



Control

Customise the system to fit your lifestyle and year-round comfort levels.

- ✓ Change room and domestic hot water temperature
- ✓ Turn on powerful mode to boost hot water production

Function availability depends on the system type, configuration and operation mode.

The app functionality is only available if both the Daikin system and the app have a reliable internet connection.



Scan the QR code to download the app now

User-friendly wired remote controller with premium design

Madoka



**Black**  
RAL 9005 (matt)  
BRC1HHDK



**White**  
RAL9003 (glossy)  
BRC1HHDW



**Silver**  
RAL 9006 (metallic)  
BRC1HHDS

Madoka combines refinement and simplicity

- › Sleek and elegant design
- › Intuitive touch-button control
- › Three colours to match any interior
- › Compact: measures only 85 x 85 mm

Award-winning design

Madoka received an IF Design Award and Reddot Product Design Award for its innovative design. These awards represent two of the most prestigious and largest design competitions in the world.



reddot award 2018 winner



Easy update via Bluetooth

It is strongly recommended to make sure that the user interface is up to date. To update the software or check if updates are available, all you need is a mobile device and the Madoka Assistant app. The app is available on Google Play and in the App Store.



**NEW**

Man-machine interface

Inspired by the design awarded Daikin Altherma third generation interface of indoor units, this new controller offers many benefits:



✓ The Daikin Eye

The intuitive Daikin eye shows you in real time the status of the system. Blue is perfect! Should the eye turn red, an error has occurred.

✓ Quick to configure

Log in and you'll be able to completely configure the unit via the new interface in less than 10 steps. You can even check if the unit is ready for use by running test cycles!

✓ Easy operation

Work super-fast with the new interface. It's super easy to use with just a few buttons and two navigational knobs.

✓ Beautiful design

The interface was especially designed to be very intuitive. The high contrasted colour screen delivers stunning and practical visuals that really help you as installer or service engineer.

✓ WLAN cartridge connection

✓ Discreet thanks to small dimensions  
H x W x D 136 x 160 x 37 mm



## Supporting tools

# Stand By Me

A complete customer after-care solution.

With your customer's new Daikin installation and Stand By Me warranty and maintenance options, you can rest assured they are benefiting from the best comfort, energy efficiency, usability and service available on the market. Stand By Me provides an easy way to hand over the system to your customer. Simply complete the commissioning details on [standbyme.daikin.co.uk](http://standbyme.daikin.co.uk), add your customer's email address and they will receive a code so they can create an account on Stand By Me and select their warranty and maintenance options.

### ✓ Installation database

Stand By Me provides a live dashboard of your project leads and, once the system is commissioned, your existing installations. So you can review and manage which products were installed, where and when.

### ✓ Easy commissioning

Hand over couldn't be simpler either. Simply complete the commissioning details, add your customer's email address and they will receive a code so they can create an account on Stand By Me and select their warranty and maintenance options.

### ✓ End user warranty registration

Warranty registration (previously on KEY) is now all done on Stand By Me. Once you've commissioned the system and emailed the code to your customer, your database will show you if the end-user has completed the warranty registration and the length of time remaining on their warranty\*.

### ✓ Annual maintenance records

Stand By Me provides an easy way to review the annual maintenance schedules for each site and track any repairs carried out.

### ✓ RHI remote monitoring

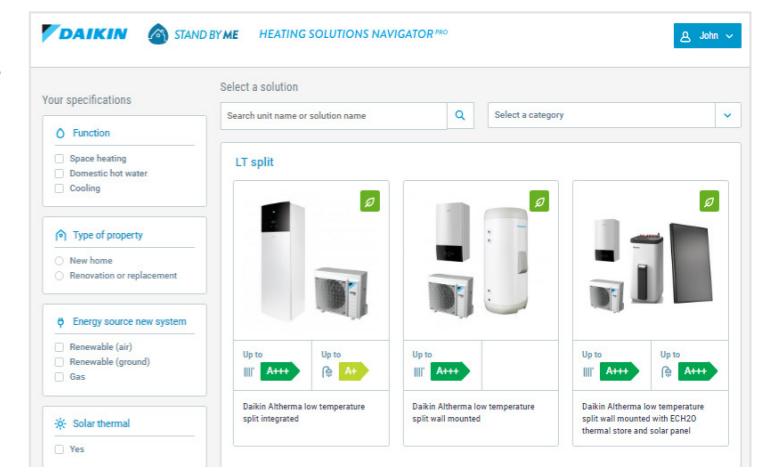
Stand By Me means that social housing providers no longer need physical access to properties in order to read meters for RHI reports. Remote monitoring of meters on Stand By Me provides a daily summary of the energy produced, consumed and the system efficiency, which can be submitted to Ofgem for RHI reporting. The Daikin remote metering cloud has been designed specifically for Daikin Altherma Hybrid systems and connects with your installed meters to provide all the information needed for quarterly RHI reporting.

## Heating Solutions Navigator

The Heating Solutions Navigator is a versatile toolkit on Stand By Me, which brings together all the tools required to complete the design and selection of a system and allows you to showcase Daikin heating solutions to your customers.

The Heating Solutions Navigator helps you to:

- › Quickly see the wide array of Daikin Heating Solutions available
- › Check all the options specifically for your installation
- › Link easily to the installation specific literature
- › Estimate the required heat load – from a simple snapshot to a detailed room-by-room calculation
- › Create custom made piping and wiring diagrams
- › Use the flue gas selection tool for gas based solutions
- › Set the configuration of your installation
- › Compare economic and environmental benefits of the Daikin system versus a conventional heating installation
- › Store all your leads on your Stand By Me account
- › Track projects from lead, installation and commissioning to inviting your customers to select after-sales services
- › To request a quotation for DUCO Residential Ventilation System





[daikin.co.uk](https://www.daikin.co.uk)

National Heating Installer Hub: 01932 879070

Heating Services Contact Centre: 01932 879271

The present leaflet is drawn up by way of information only and does not constitute an offer binding upon Daikin UK. Daikin UK has compiled the content of this leaflet to the best of its knowledge. No express or implied warranty is given for the completeness, accuracy, reliability or fitness for particular purpose of its content and the products and services presented therein. Specifications are subject to change without prior notice. Daikin UK explicitly rejects any liability for any direct or indirect damage, in the broadest sense, arising from or related to the use and/or interpretation of this leaflet. All content is copyrighted by Daikin UK.

