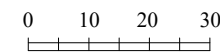
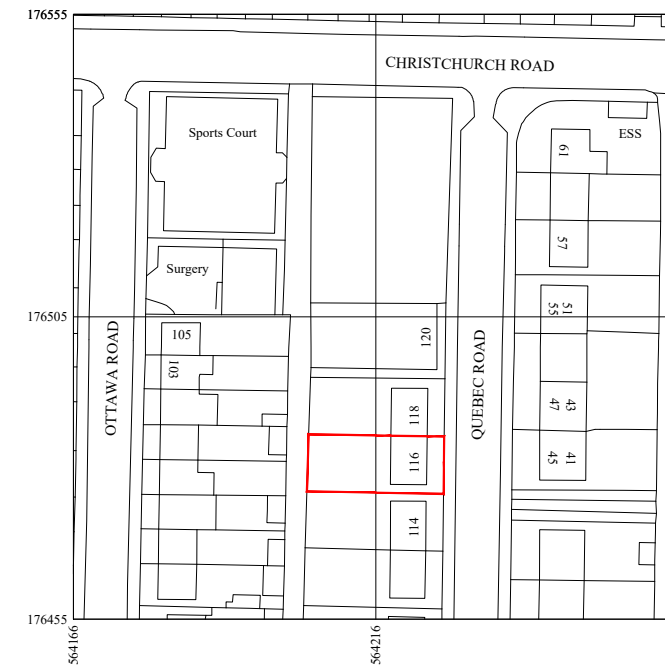



BLOCK PLAN
SCALE 1:500




LOCATION PLAN
SCALE 1:1250



NOTES

- ALL WORKS TO BE CARRIED OUT IN ACCORDANCE WITH CURRENT BUILDING REGULATIONS.
- ALL DIMENSIONS / LEVELS TO BE CHECKED AND VERIFIED ON SITE BEFORE COMMENCING ANY WORK AND ANY DISCREPANCIES TO BE REPORTED TO THE OFFICE IMMEDIATELY.
- THIS DRAWING TO BE READ IN CONJUNCTION WITH CONTRACT DOCUMENTS, PROJECT WORKING DRAWINGS, SPECIFICATION, ALL CONSULTANTS / SPECIALIST DRAWINGS, DETAILS AND SPECIFICATION.
- ALL MATERIALS TO BE USED IN THE CONSTRUCTION OF THE EXTERNAL SURFACES OF THE NEW WORKS SHALL MATCH THOSE IN THE EXISTING BUILDING.
- DO NOT SCALE FROM THIS DRAWING, ONLY FIGURED DIMENSIONS TO BE TAKEN.

REV	DATE	AMENDMENT BY



LOFT, EXTENSION AND BASEMENT
07852700196

CLIENT:	ABOSEDE AYODELE ALIU	
SITE:	116 QUEBEC ROAD, TILBURY, RM187RA	
JOB TITLE:	LOFT CONVERSION	
DRAWING TITLE:	LOCATION & BLOCK PLANS	
SCALE: 1:1250 & 1:500	DATE:	JANUARY 2024
JOB NUMBER:		
DRAWING NUMBER:	DRAUGHTSMAN:	REV:
01/09	MDB	-
COPYRIGHT RESERVED		