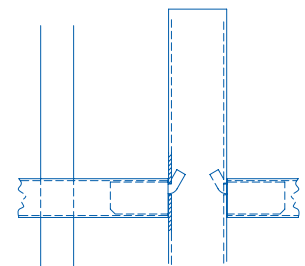


BOW TOP FENCING



Perfect for a wide variety of applications, Bow Top fencing and gates provide a versatile and durable demarcation and access solution. The pale-through-rail construction with no visible joins is immensely strong and because of its tubular design it is lighter than traditional solid steel and requires fewer support posts making installation faster and less costly.

- Unique vandal-proof panel to post connectors
- Domed post caps
- Option to include finials
- Panels can be manufactured to accommodate sloping ground
- 25-year service life guarantee



Post to panel fixings

APPLICATIONS

- ✓ Parks
- ✓ Public areas
- ✓ Schools

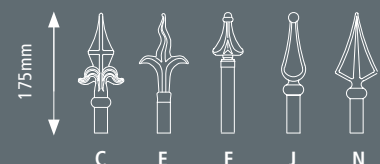
PANELS

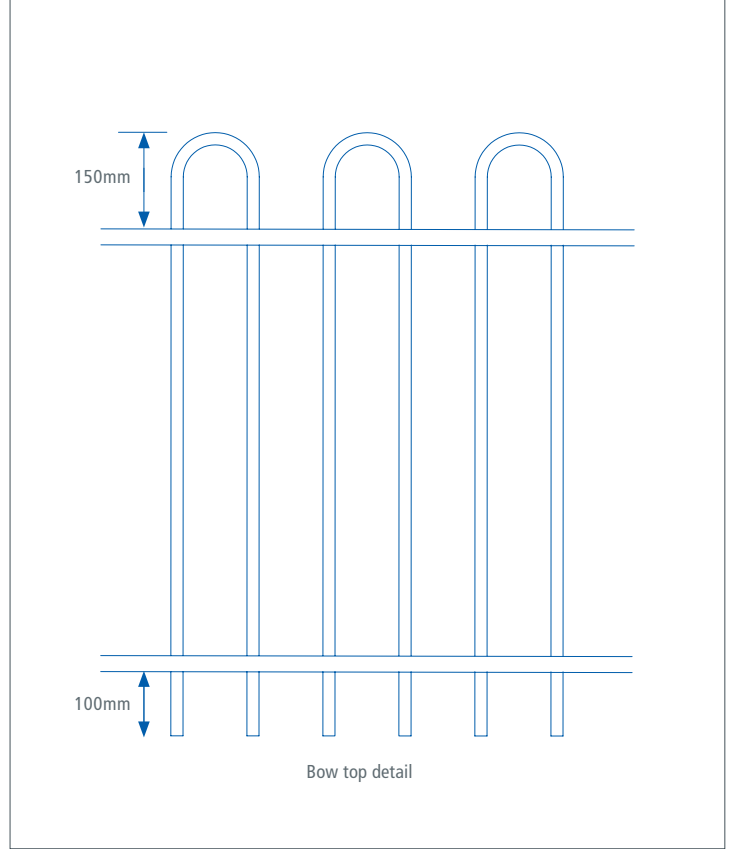
Bow Top panels have two horizontal rails 50 x 25mm, the vertical round hollow section 19mm pales are passed through the top and bottom rails at 119mm centres and welded into position.

GATES

Matching gates available

FINIAL OPTIONS





HEIGHT (MM)	POST CENTRES (MM)	POST DIMENSIONS (MM)	OVERALL POST LENGTH (MM)
1000	3014	60.3 Ø	1500
1200	3014	60.3 Ø	1800
1500	3014	60.3 Ø	2100
1800	3014	60.3 Ø	2500
2000	3014	60.3 Ø	2800

POST OPTIONS

- Overlength set in concrete as standard
- Baseplated to bolt down onto concrete
- Cranked to suit wall mounting

FINISHES

- Hot dip galvanised to BS EN ISO 1461 as standard
- Hot dip galvanised and powder coated to BS EN 13438
- Marine coat for installations within 500m of salt water or an estuary

STANDARD COLOURS

- Black RAL 9005
- Green RAL 6005
- Other colours are available on request