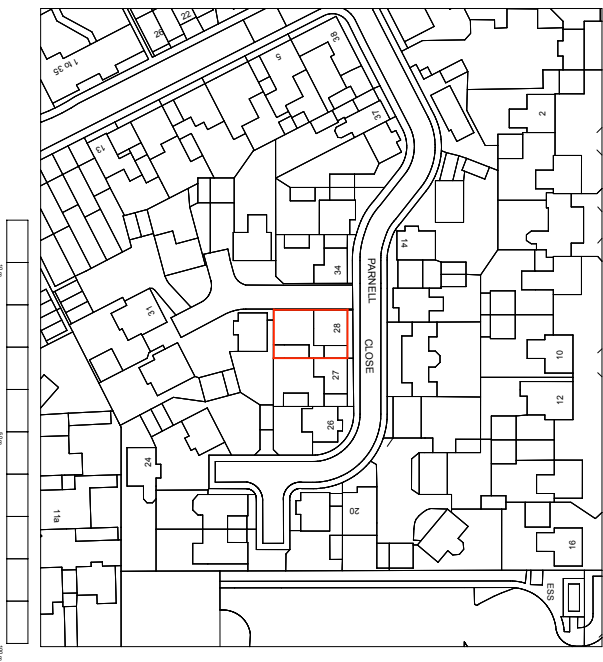
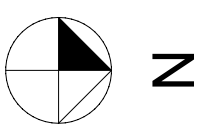


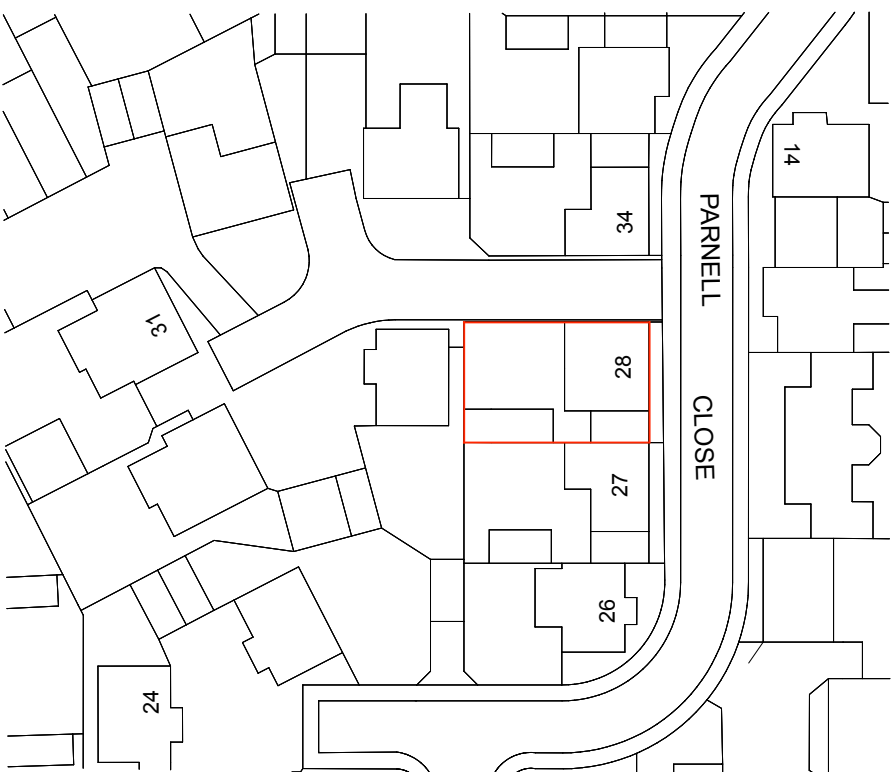
NOTES

- Do not scale from this drawing, except for planning purposes.
- This drawing is the copyright of Ana Stolorova and is produced solely for the purpose of the project status noted below. Planning. It may not in any form be reproduced, stored in a retrieval system, or transmitted in any form or by any means, electronic, mechanical, photocopying, recording, or otherwise, without the prior written permission of the principal designer.
- Do not scale dimensions from this drawing. All existing dimensions must be checked on-site by the contractor prior to work commencing. Any discrepancies must be reported prior to work starting. Drawings to be read in conjunction with structural engineers, MEP, other consultants' details, and specifications.
- Site boundary lines are indicative only.
- Ana Stolorova is a designer acting on this project as an building designer and not a structural engineer.
- The applicant has a duty to officially appoint both the principal designer and the principal contractor for the project. The principal designer is responsible for the duties of both the principal designer and the principal contractor are defined by the client for the duration of the construction project. As a domestic client, you also have specific duties under the CDM regulations. These duties are automatically taken on by the principal contractor, once the company has been appointed by the principal designer, once the company has been appointed by the principal designer, once the company has been appointed by the principal designer.
- DRAWINGS TO BE READ IN CONJUNCTION WITH ENGINEER SPECIFICATIONS AND DETAILS.
- FOR ANY STRUCTURAL STEELWORK DETAILS PLEASE REFER TO STRUCTURAL ENGINEER DRAWINGS AND CALCULATIONS

KEY PLAN



1 SITE LOCATION PLAN
1:1250



2 BLOCK PLAN
1:500

Purpose of Issue	status	Scales @ A3	Project No.	Originator	Project	Client	Layout Title																													
PLANNING	P0	1:1250, 1:500	1008	GABRIEL	28 Parnell Ct Chafford Hundred, Grays RM16 6BQ	Mohamed Allali	Location and Block Plan																													
<table border="1"> <thead> <tr> <th>Rev/ID</th> <th>Issued</th> <th>Transmitter</th> <th>Issue Date</th> <th>Transmitter</th> <th>Status</th> <th>Approved By</th> </tr> </thead> <tbody> <tr> <td colspan="7">Drawing Number</td> </tr> <tr> <td>project</td> <td>originator</td> <td>volume</td> <td>level</td> <td>type</td> <td>old</td> <td>number</td> </tr> <tr> <td>A</td> <td>SD</td> <td>00</td> <td>XX</td> <td>01</td> <td><A></td> <td>0102</td> <td>rev</td> </tr> </tbody> </table>								Rev/ID	Issued	Transmitter	Issue Date	Transmitter	Status	Approved By	Drawing Number							project	originator	volume	level	type	old	number	A	SD	00	XX	01	<A>	0102	rev
Rev/ID	Issued	Transmitter	Issue Date	Transmitter	Status	Approved By																														
Drawing Number																																				
project	originator	volume	level	type	old	number																														
A	SD	00	XX	01	<A>	0102	rev																													