

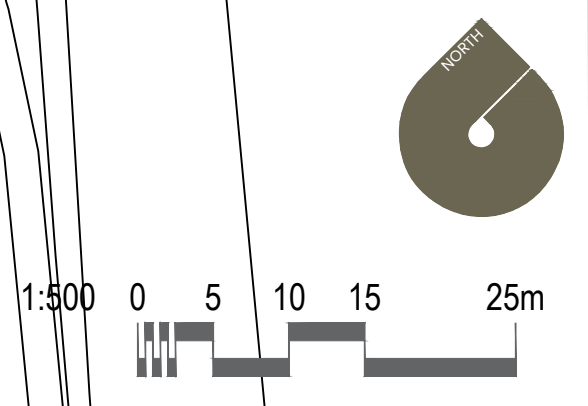


Disclaimer:
 Do not scale from this drawing
 All contractors must visit the site and be responsible for taking and checking dimensions.
 All construction information should be taken from figured dimensions only.
 Any discrepancies between drawings, specifications and site conditions must be brought to the attention of the supervising officer.

This drawing is for planning purposes only. It is not intended to be used for construction purposes. Whilst all reasonable efforts are used to ensure drawings are accurate, Astle Planning and Design Ltd accept no responsibility or liability for any reliance placed on, or use made of, this plan by anyone for purposes other than those stated above.

Waste Management Key

-  Approximate location of bin storage within the curtilage of the property
-  Approximate Bin Route



Astle Planning & Design Limited
 The Steam Mill,
 Steam Mill Street,
 Chester,
 CH3 5AN
 01244 886644
 info@astlepd.co.uk
 www.astlepd.co.uk

Client


Project
**LINNEY LANE,
 SHAW**

Drawing Title WASTE MANAGEMENT PLAN			
Drawn by RH	Checked by MP	Date 04.01.2023	
Status PLANNING	Scale @ A3 1:500	Rev.	
Job no. BHM257	Dwg.no. WM02		