



Subgero Limited
Herz House, Unit B21
Owen Road
Diss
Norfolk, IP22 4ER



To: heritage@babberghmidsuffolk.gov.uk

Project Site location: Wilby Barns, Wilby Manor, Wooten Green, Eye, IP21 5LB
Application Reference: DC/21/04313
Applicant Name: Subgero Ltd
Office Contact Details: Louise Catchpole – Business Operations Administrator



Site Contact Details: Jason Banham- Site Manager.



Dear Sirs,

LISTED BUILDING CONSENT APPLICATION CONDITIONS - NOTIFICATION OF ACTION


In respect of the application particulars and plans for the Wilby Barns project, please find below details in relation to **CONDITION 8: DETAILS OF PROPOSED EXTERNAL VENTS AND PLUMBING**

Condition:	<p>Prior to the installation of any new external vents and plumbing, manufacturer's details of proposed vents and annotated photographs to show locations shall be submitted to and approved, in writing, by the Local Planning Authority and shall be implemented and completed as approved.</p> <p>Reason - In the interests of the character, integrity and preservation of the building.</p>
Project Action/Response	<p>Approval is politely requested for the agreement of locations for installation of external vents and plumbing.</p> <p>We propose to adhere to the drawing shown in <i>M004 Proposed Ground Floor Domestic Water Services and Ventilation Layout drawings</i> from RJ & E Services (Appendix 1). External plumbing is limited to outside taps.</p>

	<p>We propose to adhere to the position of external vents are shown in <i>E001 Proposed Ground & First Floor Lighting Layout</i> from RJ & E Services (Appendix 2).</p> <p>We propose to use <i>Louvred wall vent grilles with internal fly screens</i> in the colour black as shown in Appendix 3 to this document.</p>
Reason:	<p>We have chosen this product for the sympathetic aesthetic to support the character and appearance of the property and area.</p>
Additional Documentation:	<ul style="list-style-type: none"> • Appendix 1 – Drawing M004 Proposed Ground Floor Domestic Water Services and Ventilation Layout • Appendix 2 – Drawing E001 – Gr & 1st Fl Lighting Layout – Rev B • Appendix 3 – Image of louvred wall vent grilles in the colour black.
Timeline:	<p>February – March</p>

Please do not hesitate to get in touch if you have any questions in relation to the above proposed action, or should you wish to arrange a site visit.

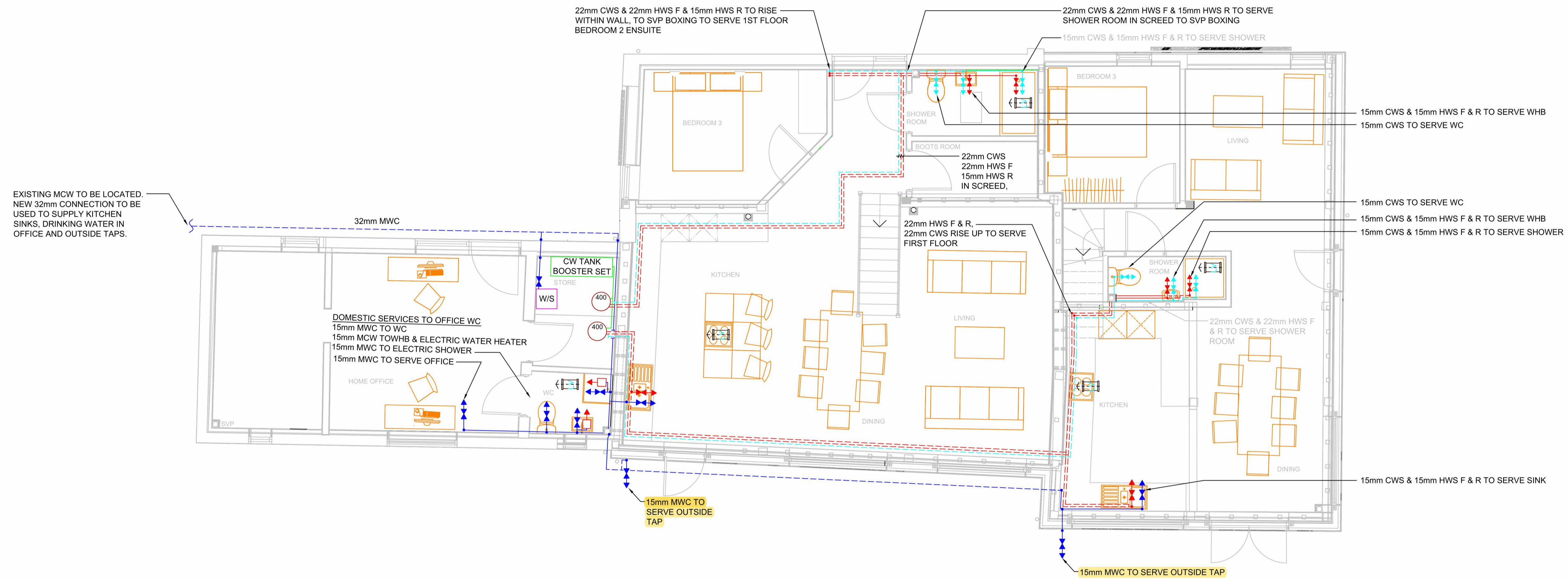
Yours faithfully,



Louise Catchpole

Business Operations Administrator





NOTES

- Drawing dimensions shall not be scaled from this drawing.
- This drawing should be read in conjunction with the specifications and other relevant drawings.

LEGEND

- HOT WATER SERVICE FLOW OUTLET
- COLD WATER SERVICE OUTLET
- MAINS COLD WATER SERVICE OUTLET
- MAINS COLD WATER SERVICE RUN AT H/L
- BOOSTED COLD WATER SERVICE RUN AT H/L
- HOT WATER SERVICE FLOW RUN AT H/L
- MAINS COLD WATER SERVICE RUN AT L/L
- BOOSTED COLD WATER SERVICE RUN AT L/L
- HOT WATER SERVICE FLOW RUN AT L/L
- W/S WATER SOFTENER
- ↔ EXTRACT FAN

A	ISSUE FOR PROPOSED	DEC '23
REV.	DETAIL	DATE

STATUS: **PROPOSED**

PROJECT:

**WILBY MANOR,
WOOTEN GREEN,
WILBY, SUFFOLK,
IP21 5LB**

DESCRIPTION:

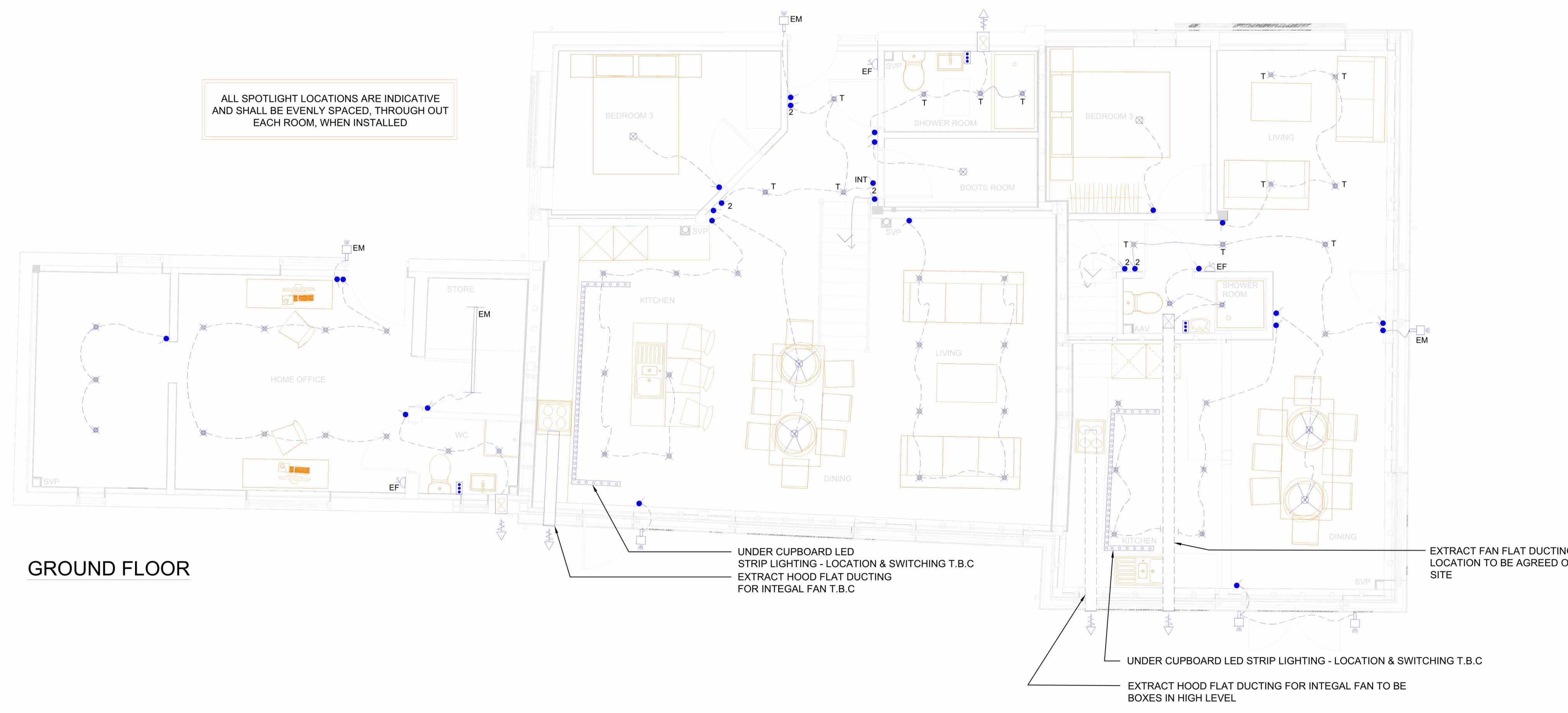
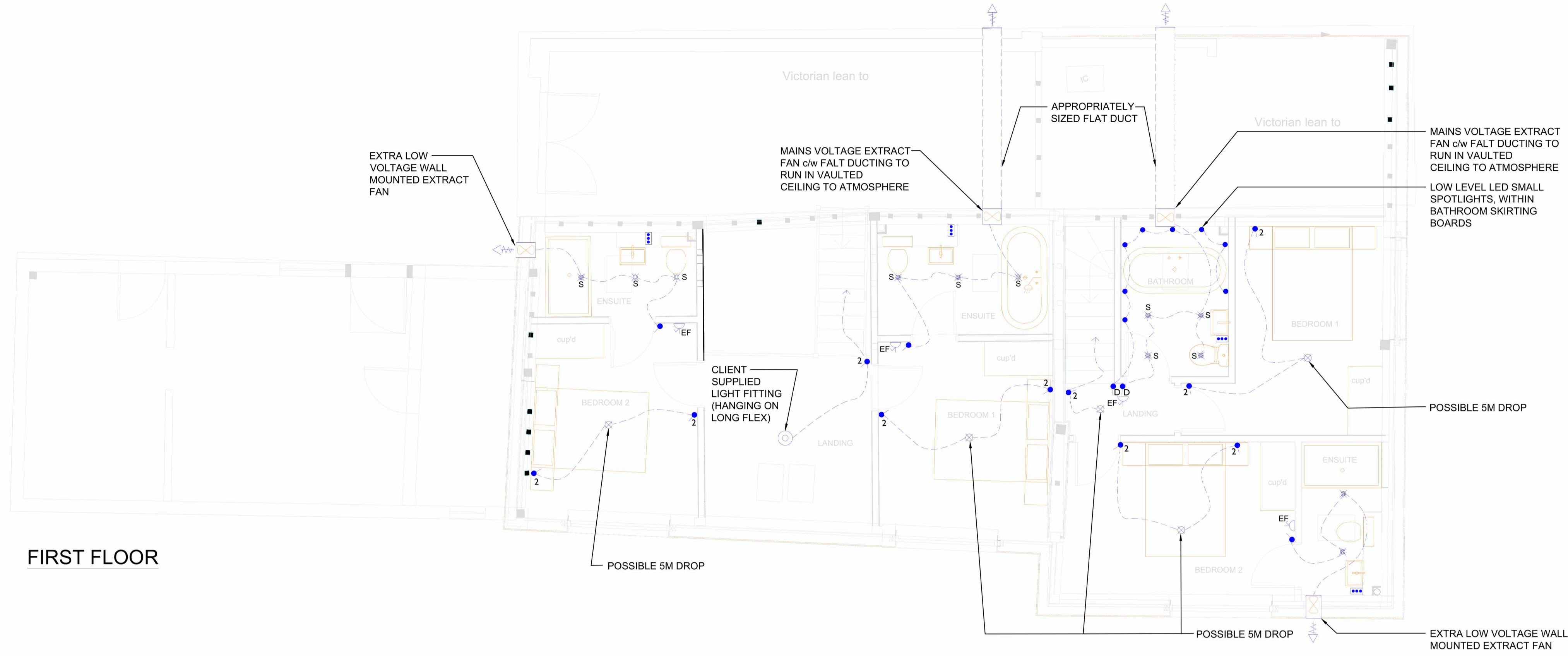
**PROPOSED
GROUND FLOOR
DOMESTIC WATER SERVICES
& VENTILATION LAYOUT**

DRAWN: EF CHECKED: RT REV. A

DRAWING No: M004 DATE: DEC '23 SCALE: 1:50 @ A1

**RJ & E
SERVICES LTD**

RJ & E Services Ltd
19 Jupiter Road, Ipswich, Suffolk. IP4 4NT



NOTES

- Drawing dimensions shall not be scaled from this drawing.
- This drawing should be read in conjunction with the specifications and other relevant drawings.

LEGEND

- T RECESSED TILT SPOTLIGHT (FITTING T.B.C)
- S SURFACE SPOTLIGHT (FITTING T.B.C)
- ANSELL PRO WHITE FIXED LED RECESSED DOWNLIGHTER
- LOW ENERGY PENDANT FITTING
- WALL LIGHT - (1900mm FROM FLOOR UNLESS STATED OTHERWISE). TYPE TO BE CONFIRMED
- LED STRIP LIGHTING
- SKIRTING BOARD LED LIGHTS (SMALL)
- 2 LIGHT SWITCH
- 2 OR 3 WAY LIGHT SWITCH
- 2 GANG DIMMER SWITCH
- INT INTERMEDIATE LIGHT SWITCH
- EM 1500mm LED EMERGENCY NON CORROSIVE LIGHT FITTING
- WALL MOUNTED EXTRACT FAN
- CEILING MOUNTED EXTRACT FAN c/w FLAT DUCTING
- EF EXTRACT FAN ISOLATION SWITCH
- EXTERNAL LIGHT
- EXTERNAL LIGHT c/w EMERGENCY BACK UP
- FLAT DUCTING FOR EXTRACT FANS AND COOKER HOODS
- SVP SHAVER SOCKET

B	CLIENTS COMMENTS INCORPORATED	JAN '24
A	ISSUE FOR PROPOSED	DEC '23
REV.	DETAIL	DATE

STATUS: **PROPOSED**

PROJECT:

**WILBY MANOR,
WOOTEN GREEN,
WILBY, SUFFOLK,
IP21 5LB**

DESCRIPTION:

**PROPOSED
GROUND & FIRST FLOOR
LIGHTING LAYOUT**

DRAWN: EF	CHECKED: RT	REV. B
DRAWING No: E001	DATE: DEC '23	SCALE: 1:50 @ A1

**RJ & E
SERVICES LTD**

RJ & E Services Ltd
19 Jupiter Road, Ipswich, Suffolk. IP4 4NT

Appendix 3

