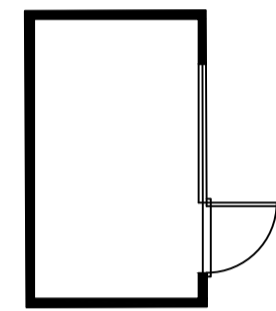



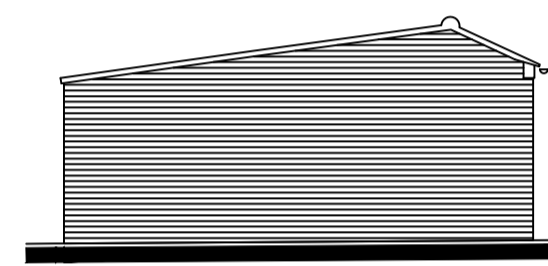
Existing Ground Floor Plan
Garage
Scale 1:100



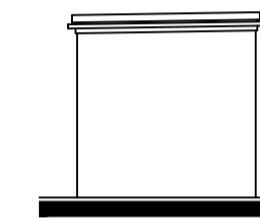
Existing Ground Floor Plan
Outbuilding
Scale 1:100



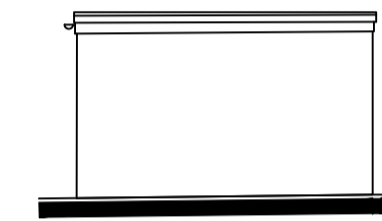
Existing North Elevation
Garage
Scale 1:100




Existing West Elevation
Garage
Scale 1:100




Existing South Elevation
Outbuilding
Scale 1:100



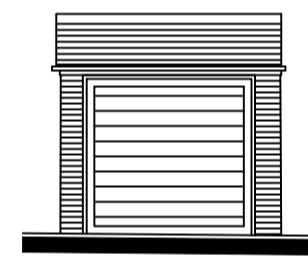
Existing West Elevation
Outbuilding
Scale 1:100



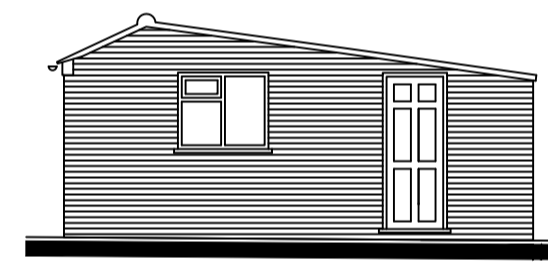
Existing Roof Plan
Garage
Scale 1:100



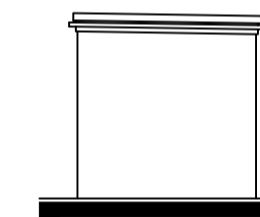
Existing Roof Plan
Outbuilding
Scale 1:100



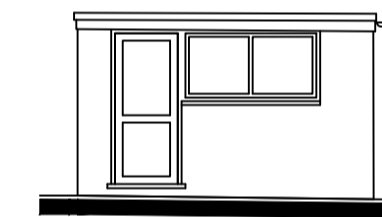
Existing South Elevation
Garage
Scale 1:100



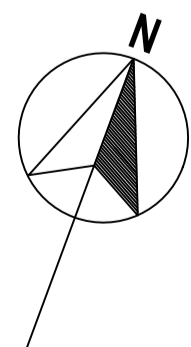
Existing East Elevation
Garage
Scale 1:100



Existing North Elevation
Outbuilding
Scale 1:100



Existing East Elevation
Outbuilding
Scale 1:100



© copyright

MICHAEL CONOLEY ASSOCIATES CHARTERED ARCHITECTS			
PROJECT: Extensions and Alterations to 40 King Arthur's Drive, Rochester ME2 3NB		SCALE: 1:100	DATE: 12.23
DRAWING TITLE: Existing Plans and Elevations of Existing Garage and Outbuilding		PAPER SIZE: A1	
		DRAWING NUMBER: 1752/S-02	