

NOTES
UNDERGROUND SERVICES
 UNDERGROUND SERVICES ARE INDICATIVE ONLY. POSITIONS SHOULD BE CONFIRMED ON SITE PRIOR TO ANY DEVELOPMENT

DRAINAGE	_____
DUCTS	_____
FEEDERS	_____
FENCE PLAN	_____
GAS	_____
LIGHTNING PROTECTION - EARTHING	_____
POWER	_____
SERVICES UNKNOWN	_____
TELECOMS	_____
WATER	_____

ACCESS ARRANGEMENTS

KEYS:-

ARQIVA GATE KEY	△
B KEY	△
C KEY	△
LEGGIE KEY	△

SURVEY REQUIRED TO CONFIRM ACCESS KEYS FOR REMAINING ROOMS AND SITE ENTRANCE

19.A				CIR
19	193619			
19	DECOM	22/11/17	BB	MF
18	184951			
18	AS BUILT	17/11/17	DAL	AN
17	171957			
17	AS BUILT	17/08/17	DAL	MF
16	NA			
16	KEEP SELF INSTALL	08/08/17	DAL	AT
ISS	REVISION	DATE	DRN	APP



Crawley Court, Winchester, Hampshire, SO21 2QA
 Tel. 01962 823434, Fax. 01962 822378

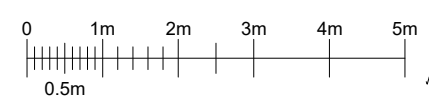
SITE No **14104**
BOSSINEY
ARQIVA SITE
 ADJACENT TO HAM BOSSINEY
 TINTAGEL
 CORNWALL
 PL34 0AY
 NGR **SX 06710 88980**
 OS GRID **206710 088980**

TITLE
SITE PLAN
EXISTING

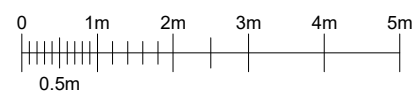
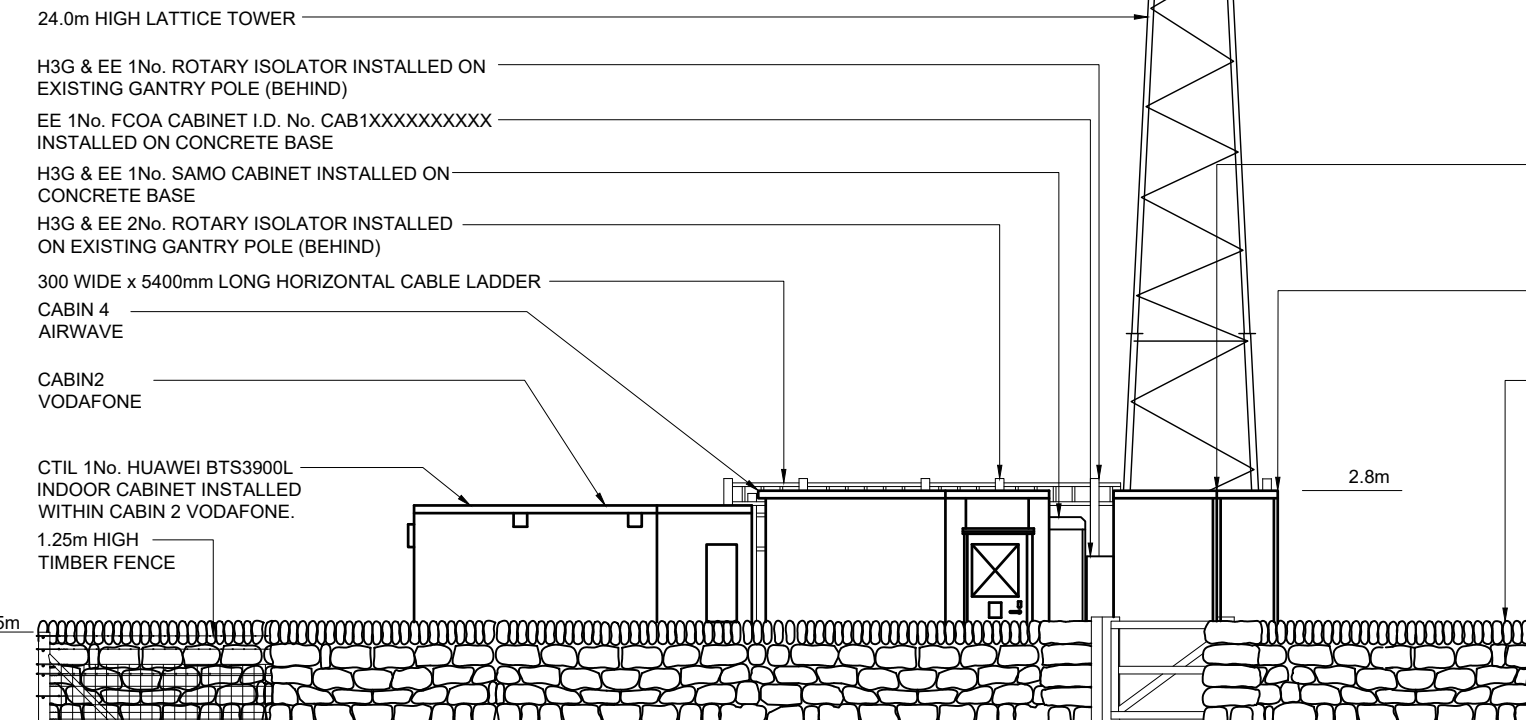
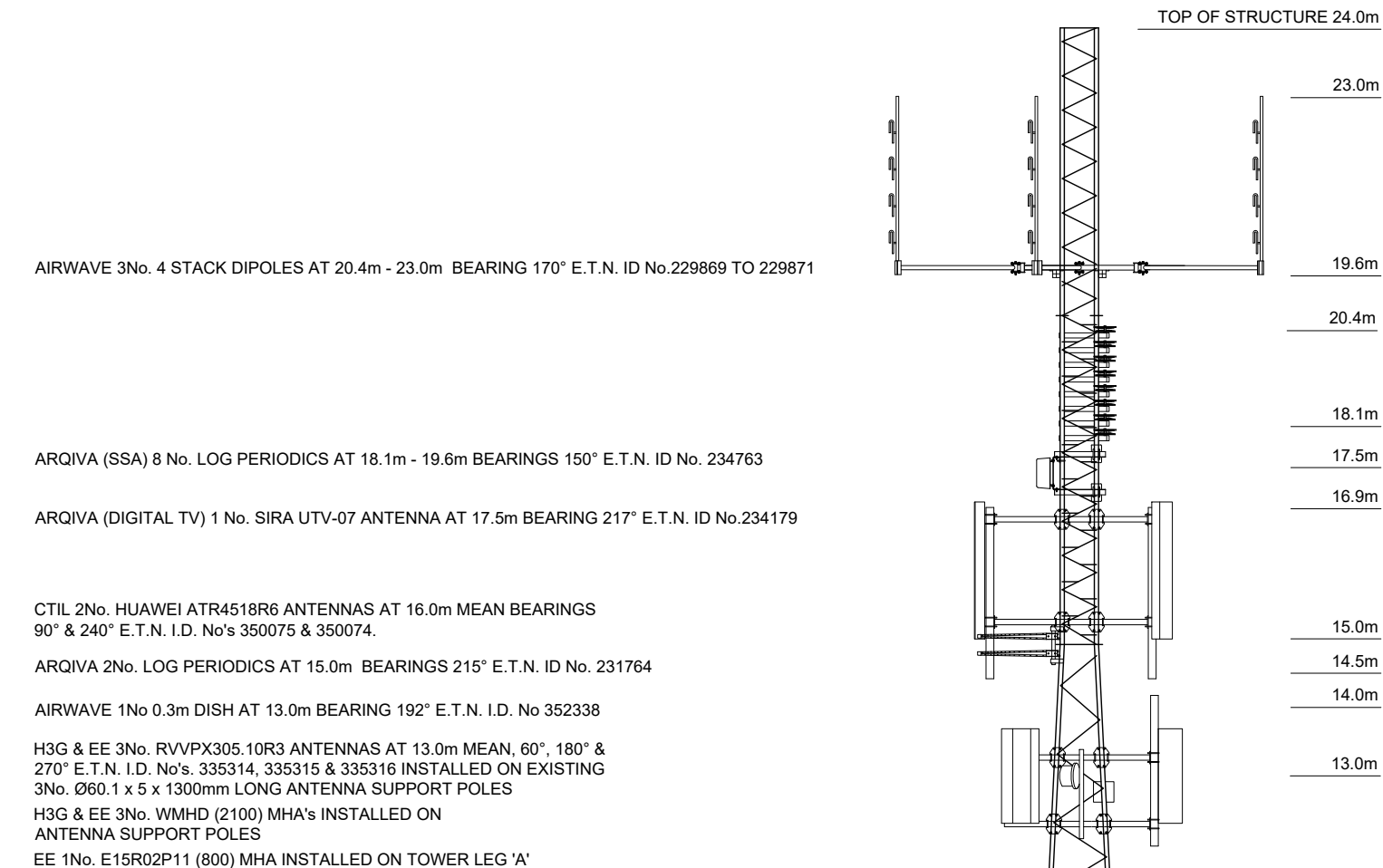
SCALE **1:100**

DRAWN	DJ	13/08/09
APPROVED	MF	22/11/17

DRG No.	Sheet 1 of 1	Rev
14104-00-000-MD019		19.A



NOTES



ISS	REVISION	DATE	DRN	APP
19.A			CIR	
19	193619	22/11/17	BB	MF
18	184951	17/11/17	DAL	AN
17	171957	17/08/17	DAL	MF
16	NA	08/08/17	DAL	AT

arqiva

Crawley Court, Winchester, Hampshire, SO21 2QA
 Tel. 01962 823434, Fax. 01962 822378

SITE No **14104**
BOSSINEY
 ARQIVA SITE
 ADJACENT TO HAM BOSSINEY
 TINTAGEL
 CORNWALL
 PL34 0AY

NGR SX 06710 88980
 OS GRID 206710 088980

TITLE
 ELEVATION
 EXISTING
 SOUTH EAST

SCALE 1:100

DRAWN	DJ	13/08/09
APPROVED	MF	22/11/17

DRG No. 14104-00-002-MD019
 Sheet 1 of 1
 Rev 19.A

H3G & EE 6No. LDF5-50 FEEDERS AND EE 8No. LDF5-50 FEEDERS TO BE REUSED (SUBJECT TO TESTING), PROPOSED EE 4No. LDF5-50 FEEDERS TO BE INSTALLED. PROPOSED CABLES TO UTILISE EXISTING FEEDER MANAGEMENT

H3G & EE 1No. ROTARY ISOLATOR INSTALLED ON EXISTING GANTRY POLE

PROPOSED EE 1No. GPS NODE AT 3.3m I.D. No. EQU200000000252253 TO BE INSTALLED ON EXISTING GANTRY POLE

PROPOSED EE 3No. RD0665 (1800/2100) DIPLEXORS I.D. No's. EQU200000000252248, EQU200000000252249, EQU200000000252250 TO BE INSTALLED ON EXISTING GANTRY POLE

PROPOSED EE 3No. AHPMDA (700/800) RFM's I.D. No's. EQU200000000252255, EQU200000000252256, EQU200000000252257 TO BE INSTALLED ON EXISTING GANTRY POLE

PROPOSED EE 1No. AIRO CABINET I.D. No. CAB2XXXXXXXXXX TO BE INSTALLED ON CONCRETE BASE

PROPOSED EE 1No. AREA (1800) RFM, 1No. ARG (2100) RFM & 1No. AMIA BBU TO BE INSTALLED WITHIN PROPOSED AIRO CABINET

EE 1No. FCOA CABINET I.D. No. CAB1XXXXXXXXXX INSTALLED ON CONCRETE BASE TO BE REMOVED

H3G & EE 1No. SAMO CABINET INSTALLED ON CONCRETE BASE

H3G & EE 2No. ROTARY ISOLATOR INSTALLED ON EXISTING GANTRY POLE

DISUSED BASE

300 WIDE x 5400mm LONG HORIZONTAL CABLE LADDER

300 WIDE x 12000mm LONG HORIZONTAL CABLE LADDER

1.4m HIGH DRY STONE WALL

24.0m HIGH LATTICE TOWER

REDUNDANT EE 1No. MALCOE CABINET INSTALLED ON CONCRETE

200 WIDE x 2600mm LONG HORIZONTAL CABLE TRAY

200 WIDE x 1800mm LONG VERTICAL CABLE TRAY

H3G & EE 1No. LINK A/C CABINET INSTALLED ON CONCRETE BASE

CONCRETE BASE

GRASS

GRAVEL PATH

GRASS

GRASS (FIELD)

FIELD ACCESS GATE

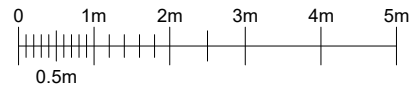
PARKING AREA (GRASS)

SITE ACCESS GATE

GRASS BANK

TRACK (GRAVEL)

TO B3263



FEINT DETAILS INDICATE LOCATIONS RESERVED FOR OTHER PROPOSALS WHICH MAY BE THE SUBJECT OF SEPARATE APPLICATIONS

©2010 Arqiva
All rights reserved. No part of this publication may be reproduced, stored in a retrieval system or transmitted in any form or by any means (Electronic, Mechanical, Photocopying, Recording or otherwise), without the prior written consent of the Company.

NOTES

PROJECT No. COM-0024662

CELL No. 11969

ISS	REVISION	DATE	DRN	APP
19.A			CIR	
19	193619	22/11/17	BB	MF
18	184951	17/11/17	DAL	AN
17	171957	17/08/17	DAL	MF
16	NA	08/08/17	DAL	AT
16	KEEP SELF INSTALL	08/08/17	DAL	AT

arqiva

Crawley Court, Winchester, Hampshire, SO21 2QA
Tel. 01962 823434, Fax. 01962 822378

SITE No 14104
BOSSINEY
ARQIVA SITE
ADJACENT TO HAM BOSSINEY
TINTAGEL
CORNWALL
PL34 0AY

NGR SX 06710 88980

OS GRID 206710 088980

TITLE
SITE PLAN
PROPOSED
H3G & EE LTD

SCALE 1:100

DRAWN	DJ	13/08/09
APPROVED	MF	22/11/17

DRG No. 14104-02-100-MD019
Sheet 1 of 1
Rev 19.A



©2010 Arqiva
 All rights reserved. No part of this publication may be reproduced, stored in a retrieval system or transmitted in any form or by any means (Electronic, Mechanical, Photocopying, Recording or otherwise), without the prior written consent of the Company.

NOTES

H3G & EE 1No. ROTARY ISOLATOR INSTALLED ON EXISTING GANTRY POLE
 PROPOSED EE 1No. GPS NODE AT 3.3m I.D. No. EQU20000000252253 TO BE INSTALLED ON EXISTING GANTRY POLE
 PROPOSED EE 3No. RD0665 (1800/2100) DIPLEXORS I.D. No's. EQU20000000252248, EQU20000000252249, EQU20000000252250 TO BE INSTALLED ON EXISTING GANTRY POLE
 PROPOSED EE 3No. AHPMDA (700/800) RFM's I.D. No's. EQU20000000252255, EQU20000000252256, EQU20000000252257 TO BE INSTALLED ON EXISTING GANTRY POLE

PROPOSED EE 1No. AIRO CABINET I.D. No. CAB2XXXXXXXXXX TO BE INSTALLED ON CONCRETE BASE
 PROPOSED EE 1No. AREA (1800) RFM, 1No. ARG (2100) RFM & 1No. AMIA BBU TO BE INSTALLED WITHIN PROPOSED AIRO CABINET
 EE 1No. FCOA CABINET I.D. No. CAB1XXXXXXXXXX INSTALLED ON CONCRETE BASE TO BE REMOVED

300 WIDE x 12000mm LONG HORIZONTAL CABLE LADDER

H3G & EE 1No. SAMO CABINET INSTALLED ON CONCRETE BASE

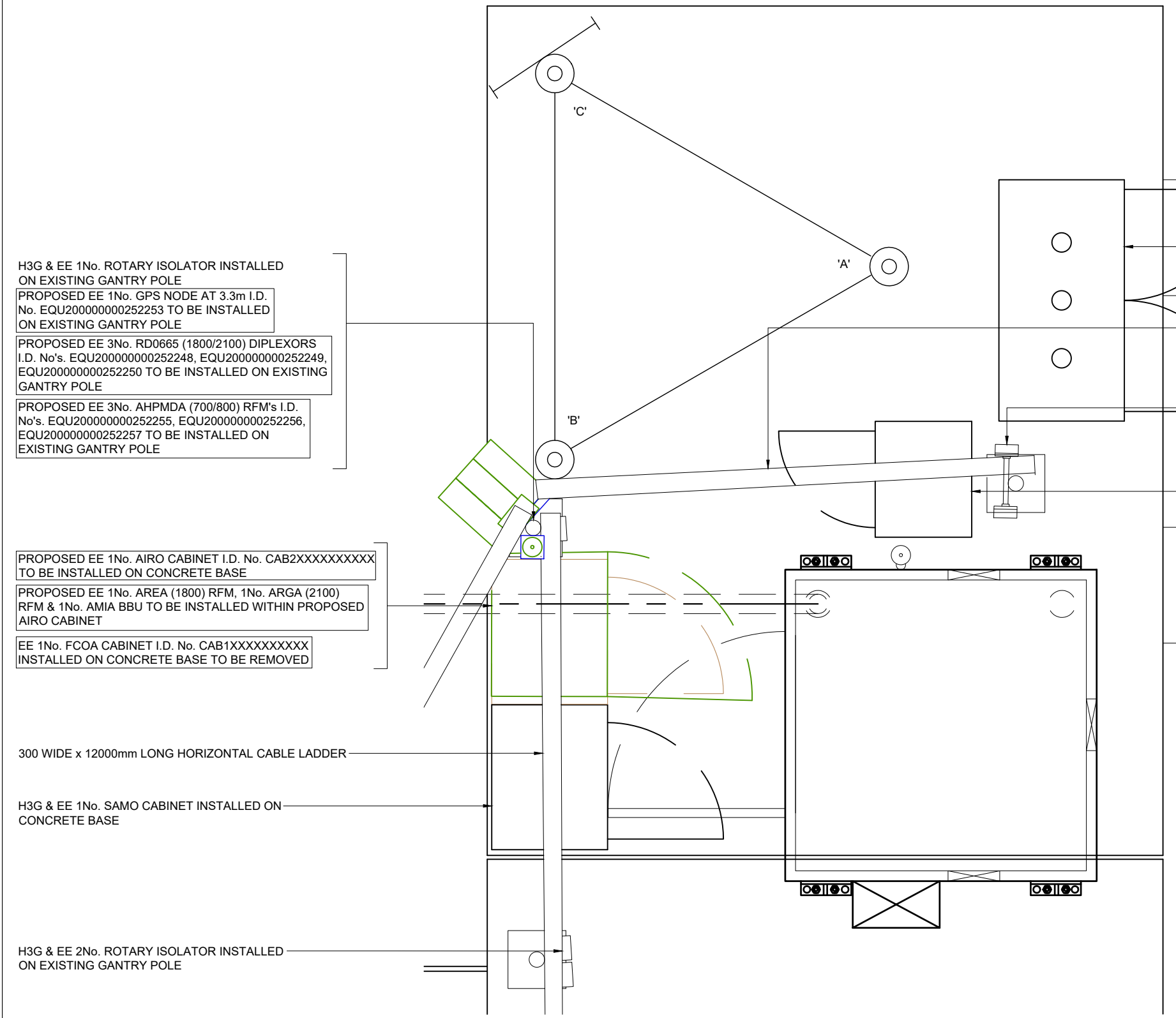
H3G & EE 2No. ROTARY ISOLATOR INSTALLED ON EXISTING GANTRY POLE

REDUNDANT EE 1No. MALCOE CABINET INSTALLED ON CONCRETE

200 WIDE x 2600mm LONG HORIZONTAL CABLE TRAY

200 WIDE x 1800mm LONG VERTICAL CABLE TRAY

H3G & EE 1No. LINK A/C CABINET INSTALLED ON CONCRETE BASE



H3G & EE EQUIPMENT PLAN

PROJECT No. COM-0024662

CELL No. 11969

ISS	REVISION	DATE	DRN	APP
19.A			CIR	
19	193619	22/11/17	BB	MF
18	184951	17/11/17	DAL	AN
17	171957	17/08/17	DAL	MF
16	NA	08/08/17	DAL	AT



Crawley Court, Winchester, Hampshire, SO21 2QA
 Tel. 01962 823434, Fax. 01962 822378

SITE No 14104
 BOSSINEY
 ARQIVA SITE
 ADJACENT TO HAM BOSSINEY
 TINTAGEL
 CORNWALL
 PL34 0AY

NGR SX 06710 88980

OS GRID 206710 088980

TITLE
 EQUIPMENT PLAN
 PROPOSED
 H3G & EE LTD

SCALE 1:25

DRAWN	DJ	13/08/09
APPROVED	MF	22/11/17

DRG No. 14104-02-101-MD019
 Sheet 1 of 1 Rev 19.A

FEINT DETAILS INDICATE LOCATIONS RESERVED FOR OTHER PROPOSALS WHICH MAY BE THE SUBJECT OF SEPARATE APPLICATIONS

NOTES

H3G & EE 6No. LDF5-50 FEEDERS AND EE 8No. LDF5-50 FEEDERS TO BE REUSED (SUBJECT TO TESTING), PROPOSED EE 4No. LDF5-50 FEEDERS TO BE INSTALLED. PROPOSED CABLES TO UTILISE EXISTING FEEDER MANAGEMENT

H3G & EE 3No. RVVPX305.10R3 ANTENNAS AT 13.0m MEAN, 60°, 180° & 270° E.T.N. I.D. No's. 335314, 335315 & 335316 INSTALLED ON EXISTING 3No. Ø60.1 x 5 x 1300mm LONG ANTENNA SUPPORT POLES

H3G & EE 3No. WMHD (2100) MHA's INSTALLED ON ANTENNA SUPPORT POLES

PROPOSED EE 3No. RD0448 (1800/2100) MHA's I.D. No's. EQU200000000252242, EQU200000000252243, EQU200000000252244 TO BE INSTALLED ON EXISTING ANTENNA SUPPORT POLES

PROPOSED EE 3No. E14R00P42 (700/800) MHA's I.D. No's. EQU200000000252245, EQU200000000252246, EQU200000000252247 TO BE INSTALLED ON TOWER LEGS

EE 1No. E15R02P11 (800) MHA INSTALLED ON TOWER LEG 'A' TO BE REMOVED

H3G & EE 1No. ROTARY ISOLATOR INSTALLED ON EXISTING GANTRY POLE (BEHIND)

PROPOSED EE 1No. GPS NODE AT 3.3m I.D. No. EQU200000000252253 TO BE INSTALLED ON EXISTING GANTRY POLE

PROPOSED EE 3No. RD0665 (1800/2100) DIPLEXORS I.D. No's. EQU200000000252248, EQU200000000252249, EQU200000000252250 TO BE INSTALLED ON EXISTING GANTRY POLE (BEHIND)

PROPOSED EE 3No. AHPMDA (700/800) RFM's I.D. No's. EQU200000000252255, EQU200000000252256, EQU200000000252257 TO BE INSTALLED ON EXISTING GANTRY POLE (BEHIND)

PROPOSED EE 1No. AIRO CABINET I.D. No. CAB2XXXXXXXXX TO BE INSTALLED ON CONCRETE BASE

PROPOSED EE 1No. AREA (1800) RFM, 1No. ARG (2100) RFM & 1No. AMIA BBU TO BE INSTALLED WITHIN PROPOSED AIRO CABINET

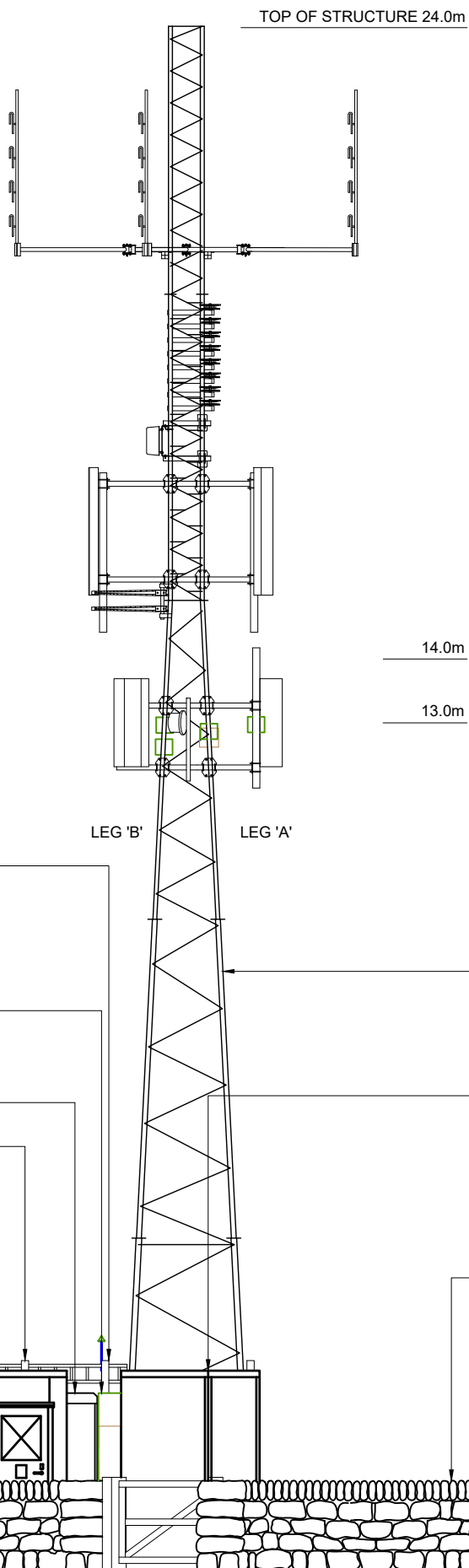
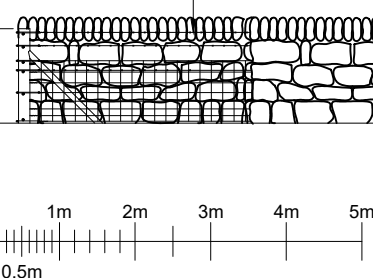
EE 1No. FCOA CABINET I.D. No. CAB1XXXXXXXXX INSTALLED ON CONCRETE BASE TO BE REMOVED

H3G & EE 1No. SAMO CABINET INSTALLED ON CONCRETE BASE

H3G & EE 2No. ROTARY ISOLATOR INSTALLED ON EXISTING GANTRY POLE (BEHIND)

300 WIDE x 5400mm LONG HORIZONTAL CABLE LADDER

1.25m HIGH
TIMBER FENCE



SOUTH-EAST ELEVATION

24.0m HIGH LATTICE TOWER

REDUNDANT EE 1No. MALCOE CABINET INSTALLED ON CONCRETE (BEHIND)
 H3G & EE 1No. LINK A/C CABINET INSTALLED ON CONCRETE BASE (BEHIND)

1.4m HIGH DRY STONE WALL

3.3m

2.8m

1.4m

G.L. 0.0m

PROJECT No. COM-0024662

CELL No. 11969

ISS	REVISION	DATE	DRN	APP
19.A			CIR	
19	193619	22/11/17	BB	MF
18	184951	17/11/17	DAL	AN
17	171957	17/08/17	DAL	MF
16	NA	08/08/17	DAL	AT



Crawley Court, Winchester, Hampshire, SO21 2QA
 Tel. 01962 823434, Fax. 01962 822378

SITE No 14104

BOSSINEY
 ARQIVA SITE
 ADJACENT TO HAM BOSSINEY
 TINTAGEL
 CORNWALL
 PL34 0AY

NGR SX 06710 88980

OS GRID 206710 088980

TITLE
 ELEVATION
 PROPOSED
 H3G & EE LTD

SCALE 1:100

DRAWN DJ 13/08/09

APPROVED MF 22/11/17

DRG No. Sheet 1 of 1 Rev

14104-02-150-MD01919.A

FEINT DETAILS INDICATE LOCATIONS RESERVED FOR OTHER PROPOSALS WHICH MAY BE THE SUBJECT OF SEPARATE APPLICATIONS