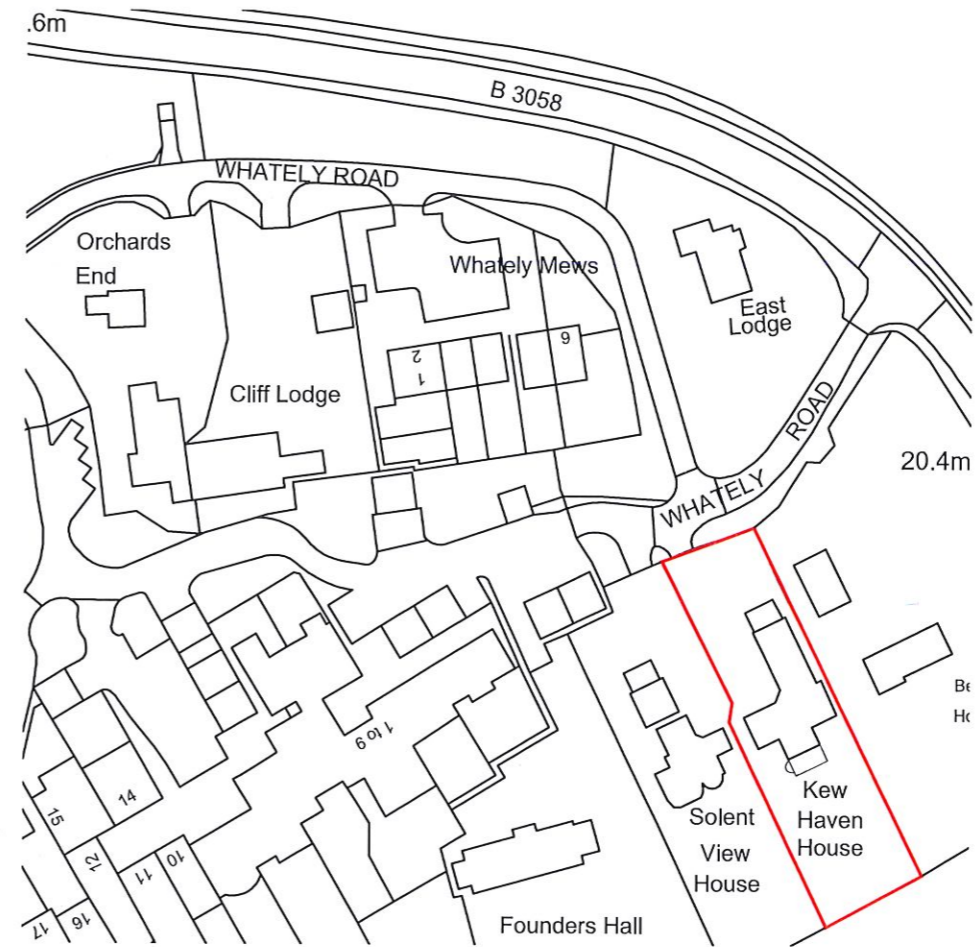

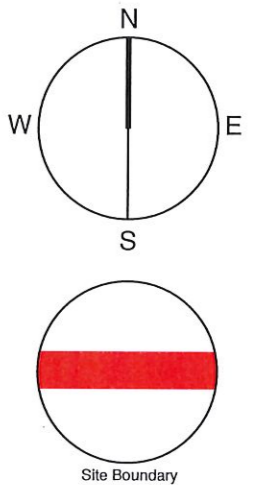



EXISTING BLOCK PLAN  
SCALE : 1 : 500



EXISTING LOCATION PLAN  
SCALE : 1 : 1250



**DRAYCOTT**  
CHARTERED SURVEYORS

82 High Street  
Lymington  
Hampshire  
SO41 9AN  
Tel: 01590 673282  
Email: surveyors@draycotts.co.uk

Project: Kew Haven House  
Whatley Road  
Milford on Sea  
SO41 0XS

Client: Mr and Mrs Connolly

Scale: As Shown Date: 19/02/21

Paper Size: A3 Drawn By: SH

Drawing Status: Survey Drawing

Drawing Detail: Block and Location Plan

Drawing No: 101

Revision: