

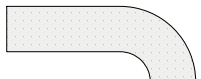








Highfields Hard Landscaping

Key

-  permeable asphalt drive
-  permeable resin-bonded parking
-  pavements
-  stone setts for paths, thresholds & detailing
-  domestic hardscape - patios & paths
-  parkland railings & gates
-  bike store / shed
-  air source heat pumps
-  bollard lighting



PROJECT	Highfields MiCiM Ltd.		
TITLE	Hard Landscaping		
SCALE	1:200 @ A3	DATE:	09/01/24
DWG NO.	244MP01-HardLandscaping		