


MATERIAL PALETTE - CENTRAL AREA



BENCHES



A LINEAR SEAT LOCATED WITHIN PLAY AREA. FSC CERTIFIED HARDWOOD. SUPPLIER: STREETLIFE OR EQUAL. PRODUCT: ROUGH AND READY 6 OR EQUAL WITH BACKREST & ARMRESTS. DIMENSIONS: L:2340MM SEAT HEIGHT: H:450MM. ROOT FIXED TO SUPPLIERS RECOMMENDATION.



B LINEAR BENCH REINSTATED TO MATCH ROUGH AND READY 6 OR EQUAL WITH BACKREST & ARMRESTS. ARMRESTS FIXED TO SUPPLIERS RECOMMENDATION.




C PICNIC BENCH LOCATED WITHIN PLAY AREA & COMMUNITY GARDEN. FSC CERTIFIED HARDWOOD. SUPPLIER: STREETLIFE OR EQUAL. PRODUCT: ROUGH AND READY OR EQUAL WITH ARMRESTS. DIMENSIONS: L:2340MM SEAT HEIGHT: H:450MM. ROOT FIXED TO SUPPLIERS RECOMMENDATION.

CYCLE STORAGE



D CYCLE STAND. SUPPLIER: MARSHALLS OR EQUAL. PRODUCT: SHEFFIELD CYCLE STAND. MATERIAL: GALVANISED STEEL. ROOT FIXED. INSTALLED TO SUPPLIERS RECOMMENDATION.

STEPS & HANDRAILS



E STEP UNITS. SUPPLIER: MARSHALLS. PRODUCT CONSERVATION X STEP UNITS. DIMENSIONS: W:1500MM X D:400MM X H:150MM. COLOUR: SILVER W/CONTRAST STRIP. INSTALLED TO SUPPLIERS RECOMMENDATION.



F HANDRAIL. TO BE GRADE 316 STAINLESS STEEL WITH SATIN BRUSHED FINISH. HEIGHT ABOVE PITCH LINE TO BE 900MM. HANDRAIL TO BE 50MM DIAMETER WITH ADDITIONAL LOWER HANDRAIL FOR EXTRA SUPPORT IF REQUIRED. TO BE MOUNTED TO STEP SURFACE USING STAINLESS FIXINGS WITH COVER TO FABRICATORS SPECIFICATION.

PERGOLA



G PERGOLA. 7.8M X 3.6M CONSTRUCTED USING HARDWOOD TIMBER. POSTS: L:2750MM X 150MM X 150MM ROOF STRUCTURE: L:VARIOUS X 150MM X 50MM ROOF SLATS: L:2400MM X 50MM X 50MM COLOUR COORDINATED VERTICAL TIMBERS: L:2650MM X 50MM X 50MM PAINTED TO MATCH COLOURS OF ENTRANCES.

WAYFINDING



SI - SIGN - INFORMATION. SUPPLIER: IS GROUP. PRODUCT: WAY2GO TOTEM CONFIGURATION 3 OR 4. DIMENSIONS: H:2200MM X W:450 X D:140MM. AREA B - TOUGHENED GLASS OVER MAP. AREA D - POWDERCOATED WITH BLUE/TURQUOISE/GREEN.
TO INCLUDE:
• EACH BOARD WILL HAVE INFORMATION ON THAT PARTICULAR AREA.
• OPEN TIME RESTRICTIONS IF ANY.
• RULES FOR USING EACH SPACE.
• CONTACT NUMBER TO REPORT ISSUES.

LIGHTING



STARBEAM
EXISTING LIGHTING COLUMNS. 18NO.

Mounting Height	SINGLE COLUMN MOUNT	SINGLE OUTREACH ARM	TWIN OUTREACH ARM 180°	TWIN OUTREACH ARM 90°
4m	FC4	FC4 SB 13000	FC4 SB 13000	FC4 SB 13000

- LOCATIONS RETAINED WHERE POSSIBLE.
- ASSESS COLUMN CONDITION, RE-USE & REFURBISH COLUMNS IF POSSIBLE.
- NEW SINGLE LED COLUMN HEADS TO BE INSTALLED.
- NEW TWIN LED COLUMN HEADS TO BE INSTALLED TO CREATE MORE LIGHT WITHOUT HAVING TO INSTALL ADDITIONAL COLUMNS.
- PROPOSED LIGHTING COLUMN. 1NO.
- TO MATCH EXISTING/RETAINED FIXTURES.
- NEW TWIN LED COLUMN HEAD FIXTURE.


PLAY ITEMS




1 BALL LABYRINTH. SUPPLIER: TIMBERPLAY. PRODUCT: 9.15100. INSTALLED TO SUPPLIERS RECOMMENDATION.



2 STONE ABACUS. SUPPLIER: GORIC OR EQUAL APPROVED. PRODUCT: STONE ABACUS OR EQUAL APPROVED. INSTALLED TO SUPPLIERS RECOMMENDATION.



3 PAIRS GAME. SUPPLIER: TIMBERPLAY. PRODUCT: 9.15200. INSTALLED TO SUPPLIERS RECOMMENDATION.



4 FOUR IN A ROW. SUPPLIER: TIMBERPLAY. PRODUCT: 9.15000. INSTALLED TO SUPPLIERS RECOMMENDATION.



5 MARBLE TABLE. SUPPLIER: TIMBERPLAY. PRODUCT: 11.01500. INSTALLED TO SUPPLIERS RECOMMENDATION.

MATERIALS



H CONCRETE AGGREGATE PAVING. SUPPLIER: MARSHALLS OR EQUAL. PRODUCT: CONSERVATION X. COLOUR: SILVER. SUB-BASES TO BE INSTALLED TO ENGINEERS SPECIFICATION.



I CONCRETE AGGREGATE PAVING. SUPPLIER: MARSHALLS OR EQUAL. PRODUCT: CONSERVATION X. COLOUR: CHARCOAL. SUB-BASES TO BE INSTALLED TO ENGINEERS SPECIFICATION.



6 TRAMPOLINE. SUPPLIER: EIBE PLAY OR EQUAL. INSTALLED TO SUPPLIERS RECOMMENDATION.



7 BASKET SWING. SUPPLIER: TIMBERPLAY. PRODUCT: 'CRADLE NEST' (6.14520) OR EQUAL APPROVED. TIMBER AND GALVANISED STEEL CONSTRUCTION. INSTALLED TO SUPPLIERS RECOMMENDATION.



8 TABLE TENNIS TABLE. SUPPLIER: TABLE-TENNIS-TABLES.CO.UK. PRODUCT: BUTTERFLY PARK POLYMER CONCRETE TABLE. POLYMER CONCRETE CONSTRUCTION WITH STEEL CLAD HEAVY DUTY POLYMER PLAYING SURFACE AND ALUMINIUM NET. TO BE ROOT FIXED AS PER STRUCTURAL ENGINEERS SPECIFICATION AND SUPPLIERS RECOMMENDATION.



9 EXISTING PLAY EQUIPMENT RETAINED. POSITION ADJUSTED TO WORK WITH THE PROPOSED LAYOUT. INSTALLED TO SUPPLIERS RECOMMENDATION.



BOULDERS. 9NO. SUPPLIER: CED STONE OR EQUAL. PRODUCT: GLACIAL BOULDERS. INSTALLED TO SUPPLIERS RECOMMENDATION.



J SYNTHETIC GRASS. SUPPLIER: EASIGRASS, NAMGRASS OR EQUAL APPROVED. PRODUCT: HOLLAND PARK, ELISE OR EQUAL APPROVED. INSTALLED TO SUPPLIERS RECOMMENDATION WITH SHOCKPAD TO REQUIRED DEPTH TO ALLOW FOR PLAY EQUIPMENT FALL HEIGHTS. SUB-BASE TO ENGINEERS SPECIFICATION.

