













Material	Type	Colour	Image
Roads	ULTIPAVE/ PCC Kerbs	Black/ Grey	
Pedestrian footpath along Hurstlea Road	SCC Standard Asphalt	Grey	
Pedestrian footpaths (within the development)	Ulticolour	Buff	




<p>Front garden paths and private / shared access paths to rear gardens</p>	<p>Pre-cast concrete Tegula Sett block paving. 50mm deep x 100 x 90 plan size by Tobermore</p>	<p>Charcoal</p>	
<p>Private Drives</p>	<p>Pre-cast concrete Tegula block paving 80mm deep x 3 size plan mix by Tobermire</p>	<p>Bracken</p>	
<p>Patio</p>	<p>Marshall Saxon textured concrete slabs – laid stretcher bond 600x600x50</p>	<p>Light Grey</p>	




Brick	The Bespoke Brick Co. Bure Valley	Blend	
Render	Sain Gobain Weberpral M	Ivory (Off-white)	
Windows and Doors	Windows – Comosite with aluminium external Doors – composite	Anthracite Grey	



Fusion 13

Architecture Planning Environment

<p>Roofs</p>	<p>Crest Wolds pantiles</p>	<p>Natural Red</p>	
<p>Fence to dwellings</p>	<p>Jacksons Fencing Venetian Hit and Miss Panel w/ matching garden gates</p>	<p>Jakcure Softwood</p>	
<p>Knee-Rail Fence</p>	<p>Timber with mortice and tenon joints.</p>	<p>Softwood</p>	

<p>Block Paving to Retail car park and South car park</p>	<p>Pre-cast concrete Charcoal Hydropave Tegula permeable block paving by Tobermore 80mm deep x 2 size plan mix</p>	<p>Charcoal</p>	
<p>Rainwater Goods</p>	<p>Saint Gobain Cyclone Steel metal downpipes and Gutters</p>	<p>Silver</p>	
<p>Public path East of the Apartment Block and Retail Unit</p>	<p>Clearstone Permeable Resin Bound Gravel 18mm depth 'Luna' 2-5mm aggregate size</p>	<p>Luna: Sivers, dark and light greys</p>	

<p>Pedestrian Crossing South- East of the pond</p>	<p>Pre-cast concrete 'Blister' tactile paving 50mm deep x 400 x 400 plan size by Tobermore</p>	<p>Buff</p>	
<p>Retail Unit Turning Head /Delivery Zone</p>	<p>Pre-cast concrete Charcoal Hydropave Tegula permeable block paving by Tobermore</p>	<p>Charcoal</p>	
<p>Cycle Store Units</p>	<p>MetroSTOR PCM 12 Series (Vertical) Latch and Lock System</p>	<p>Forest Panel Cedar</p>	

<p>Waste and Recycling Storage Units</p>	<p>PBM 3 - Apartment Block General Waste and Recycling Apertures Latch and Lock System</p>	<p>Forest Panel Cedar</p>	
<p>Area around existing tree root protection area</p>	<p>Permeable Tegula Priora Block Paving</p>	<p>Pennant Grey</p>	
<p>GRP Canopy to Houses and entrance to flats above the Retail Unit</p>	<p>Storm king Flat GRP Canopy with aluminium fascia and soffit powder coated to match colour of doors and windows</p>	<p>Anthracite Grey (To match the colour of windows and doors)</p>	