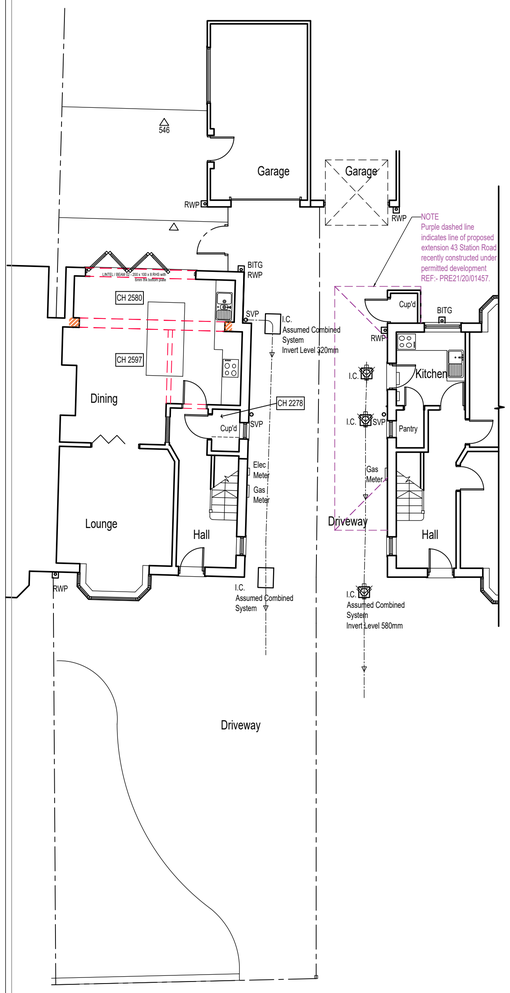

Existing Ground Floor Plan
Scale 1:100

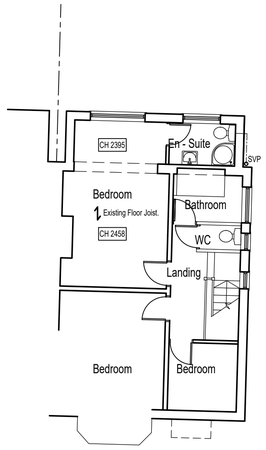

Existing First Floor Plan
Scale 1:100

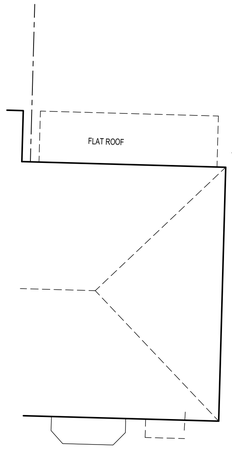

Existing Roof Plan
Scale 1:100

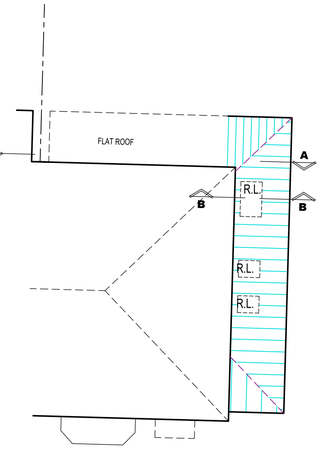

Proposed Roof Plan
Scale 1:100

Existing Front Elevation
Scale 1:100

Existing Side Elevation
Scale 1:100

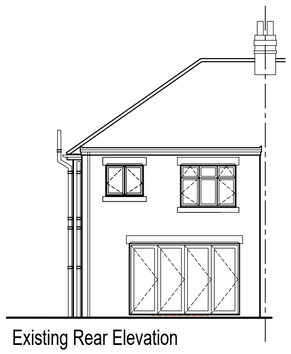

Existing Rear Elevation
Scale 1:100

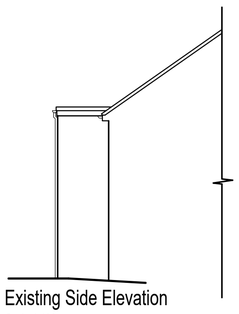

Existing Side Elevation
Scale 1:100

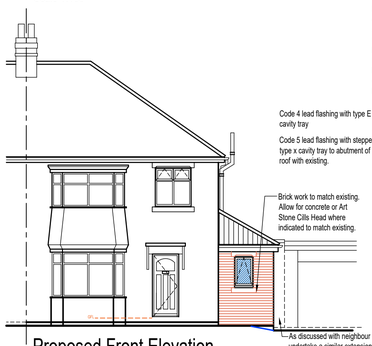

Proposed Front Elevation
Scale 1:100

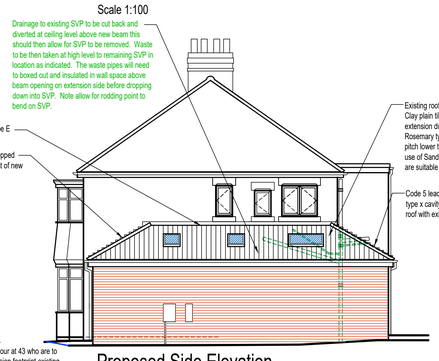

Proposed Side Elevation
Scale 1:100

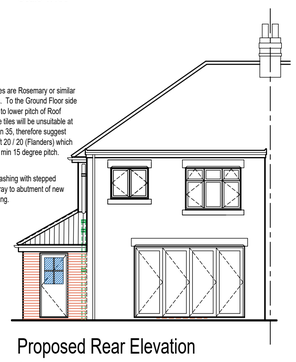

Proposed Rear Elevation
Scale 1:100

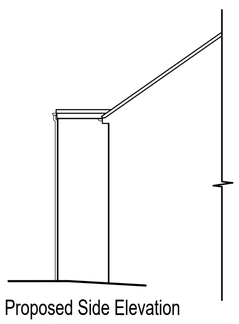

Proposed Side Elevation
Scale 1:100

KEY

SD Location of Smoke / Heat Detectors
HD

MJ ➡ – Internal / External blockwork movement joint. (See note below)

Given the length of the internal and external wall to the boundary elevations without any structural opening/break in the construction movement joint to be installed as indicated. Install ties to each side of movement joints: Vertically - 300mm or each block course - Horizontally - within 150mm of the joint.
use correct filler material in joints, e.g. (flexible cellular polyethylene
or cellular polyurethane / or foam rubber
Seal the exposed area of joint with a polysuphide mastic sealant, ensure sealant is at least 10mm deep to ensure a good bond.

Notes

Do not scale this drawing.
This drawing is available in .dxf or .dwg format on disk
All dimensions to be checked on site prior to working

Copyright

The ownership of copyright is retained in accordance with the Copyright Designs and Patents Acts 1988.
Statutory Authority Copies may be made only when in accordance with the Copyright (Materials Open to Public Inspection) (Marking of Copies of Plans and Drawings) Order 1990.

The moral right of Adapt Architectural Solutions Ltd to be identified as the author of this work has been asserted.

Ordnance Survey Data

Reproduced from Ordnance Survey Superplan Data
©Crown Copyright 1999 in accordance with licence agreement.

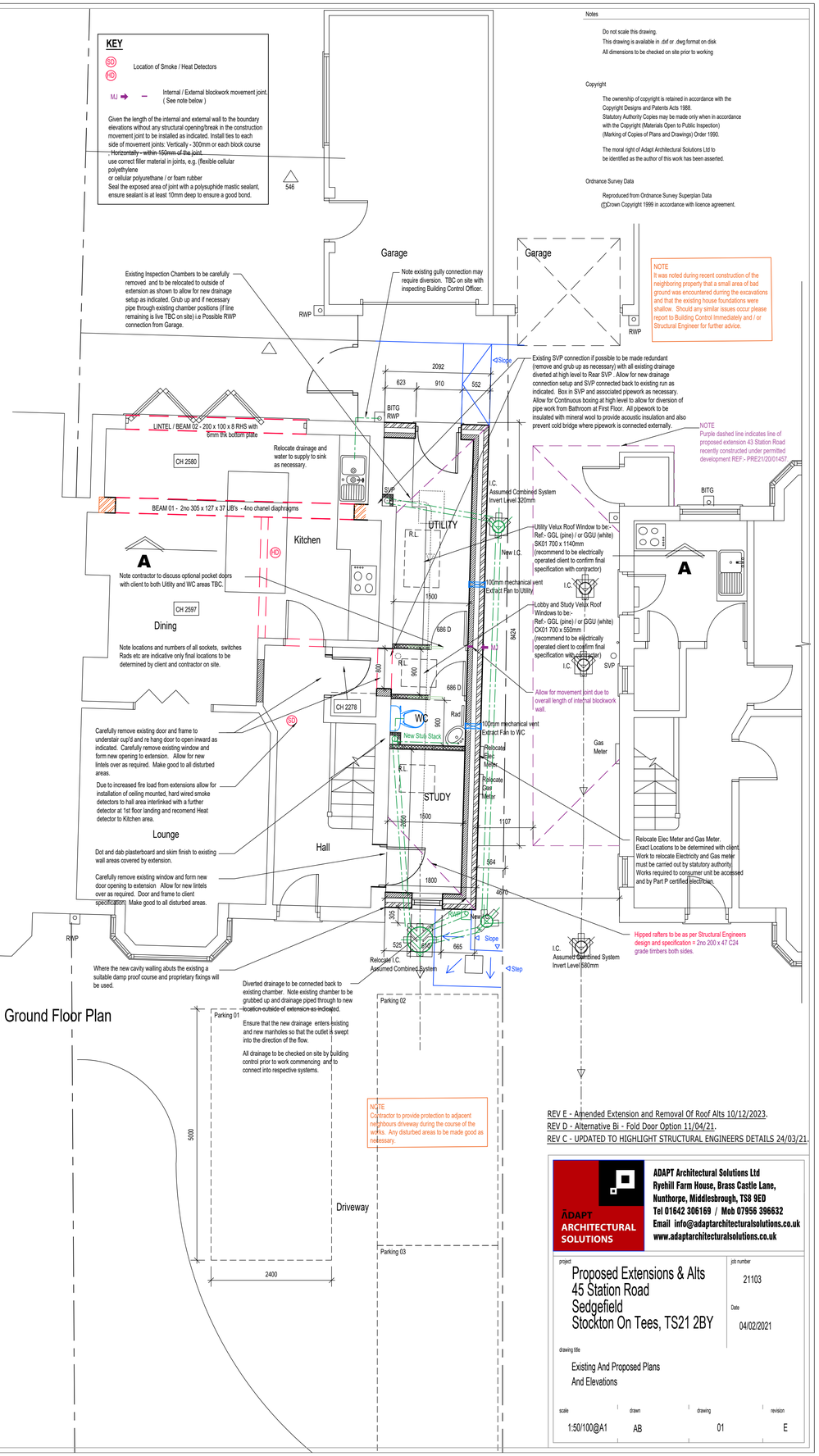

Proposed Ground Floor Plan
Scale 1:50

REV E - Amended Extension and Removal Of Roof Alts 10/12/2023.
REV D - Alternative Bi - Fold Door Option 11/04/21.
REV C - UPDATED TO HIGHLIGHT STRUCTURAL ENGINEERS DETAILS 24/03/21.

ADAPT ARCHITECTURAL SOLUTIONS

ADAPT Architectural Solutions Ltd
Ryehill Farm House, Brass Castle Lane,
Nunthorpe, Middlesbrough, TS8 9ED
Tel 01642 306169 / Mob 07956 396632
Email info@adaptarchitecturalsolutions.co.uk
www.adaptarchitecturalsolutions.co.uk

project	job number
Proposed Extensions & Alts 45 Station Road Sedgefield Stockton On Tees, TS21 2BY	21103
	Date 04/02/2021

drawing title
Existing And Proposed Plans
And Elevations

scale	drawn	drawing	revision
1:50/100@A1	AB	01	E