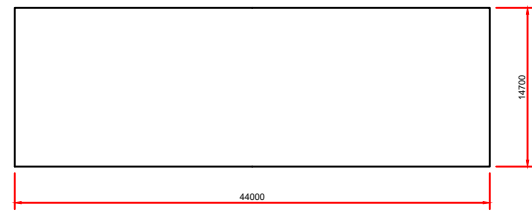
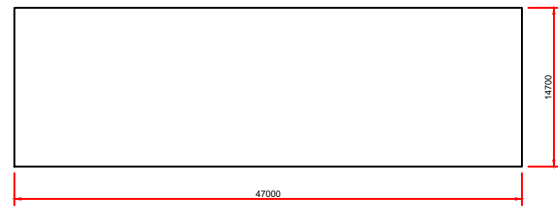


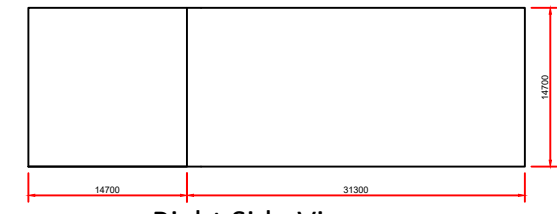
ELEVATIONS - FRONT AND SIDE VIEWS



Front View



Left Side View

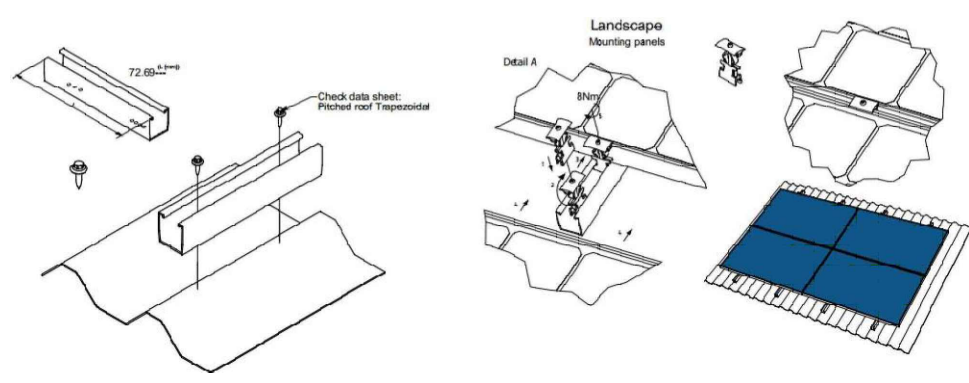


Right Side View

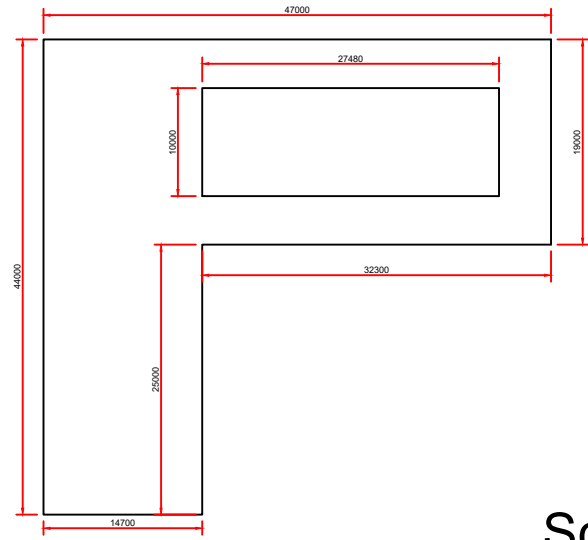
Notes:

1. THIS DRAWING IS THE PROPERTY OF ONE ELECTRICAL GROUP AND COPYRIGHT IS RESERVED BY THEM. THIS DRAWING IS BEING ISSUED ON THE CONDITION THAT IT IS NOT COPIED OR DISCLOSED BY OR TO ANY UNAUTHORISED PERSONS WITHOUT PRIOR CONSENT
2. ALL MODIFIED DRAWINGS SHOULD BE RETURNED TO ONE ELECTRICAL GROUP VIA THE GROUP ADDRESS.

MOUNTING KIT

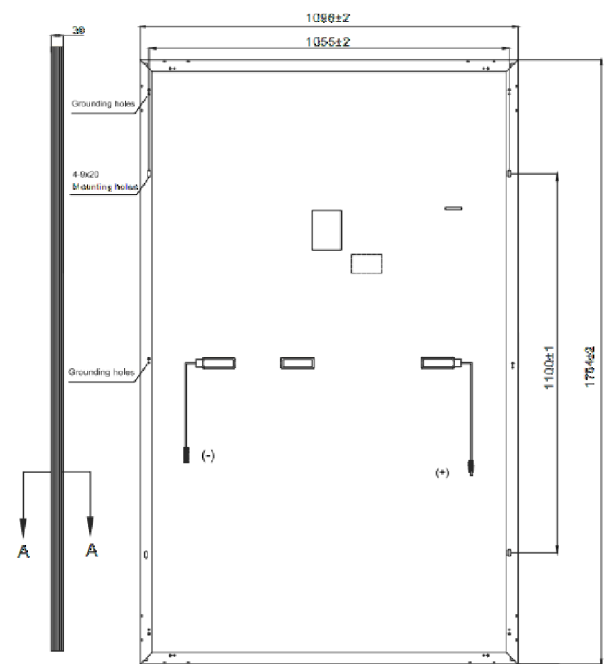


ELEVATIONS - TOP VIEW



Scale 1:700 @ A3

Module Dimensions



Proposed Solar install



P1	ELEVATIONS	GC	10/03/23
REV:	DESCRIPTION:	BY:	DATE:
STATUS: Elevations			

one
ELECTRICAL

WEST BYFLEET HEALTH CENTRE
Madeira Road, West Byfleet, KT14 6DH

CLIENT: West Byfleet Medical Centre
Madeira Road
West Byfleet
KT14 6DH, United Kingdom

Project Details:
116kWp Installed
116kWp - Generation Capacity
320 x 500W ZNShine PV-tech Co. Ltd., ZXM7-SHLD132-500M

SITE: West Byfleet Medical Centre
KT14 6DH

TITLE: Elevations
West Byfleet

SCALE AT A3: SDS	DATE: Jan 11	DRAWN: JC	CHECKED: GC
PROJECT NO: Assura	DRAWING NO: Assura_Elevations Drawing	REVISION: 1.0	