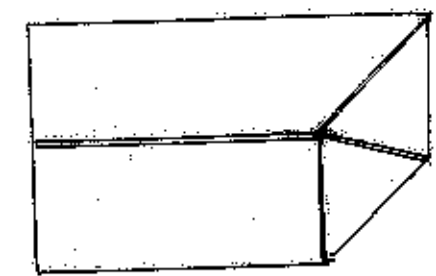



FLOOR PLAN 1:50



ROOF PLAN 1:100



WEST



NORTH

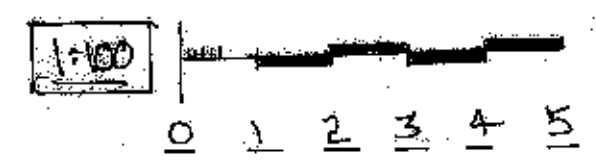


SOUTH



EAST

ELEVATIONS 1:100



RIDGE HT. 2.760m ABOVE G.L.

EAVES HT. 2.430m ABOVE G.L.

GROUND LEVELS ARE UNALTERED
SURFACE WATER DRAINAGE TO SOMERWAY

MATERIALS:-

ROOF - BITUMASTIC ROOF FELT

WALLS - TIMBER

WINDOW / DOOR FRAMES - TIMBER

NOTES:-

THIS DRAWING HAS BEEN PRODUCED SOLELY FOR THE PURPOSE OF SUBMISSION OF A PLANNING APPLICATION. IT SHOULD NOT BE CONSTRUED AS BEING A CONSTRUCTION DRAWING

EXISTING GARDEN ROOM AT 18, PARK CRESCENT, WIGGENHALL ST. MARY MAGDALEN, KINGS LYNN, NORFOLK, PE34 3BU

DRW:- JIAN STEPHENSON
01366 383715

ENGLISH COUNCIL OF KING'S LYNN & WEST NORFOLK

REVISIONS:-

RECEIVED
24 JAN 2024
JENNY HAMILTON
POSTAL ADMIN

SCALE:- 1:50, 1:100

DATE:- JAN. 2024

DRG NO:- 1741