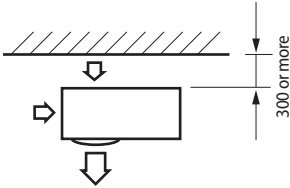


Installing the unit

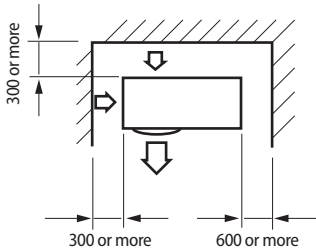
Space requirements for outdoor unit

When installing 1 outdoor unit

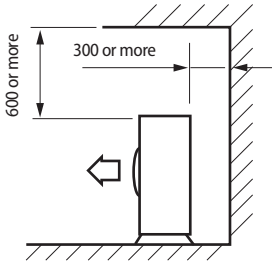
(Unit : mm)



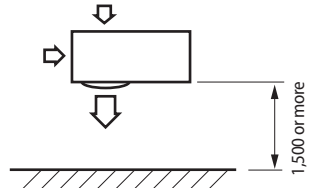
- * When the air outlet is opposite the wall



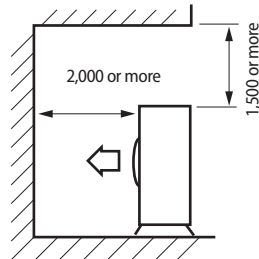
- * When 3 sides of the outdoor unit are blocked by the wall



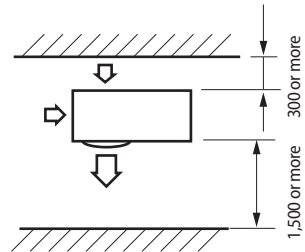
- * The upper part of the outdoor unit and the air outlet is opposite the wall



- * When the air outlet is towards the wall



- * The upper part of the outdoor unit and the air outlet is towards the wall



- * When front and rear side of the outdoor unit is towards the wall