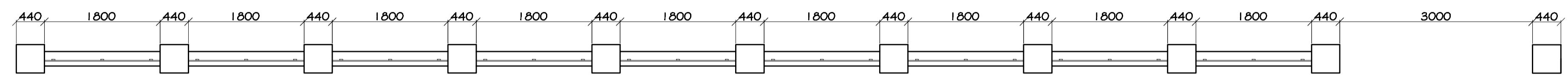
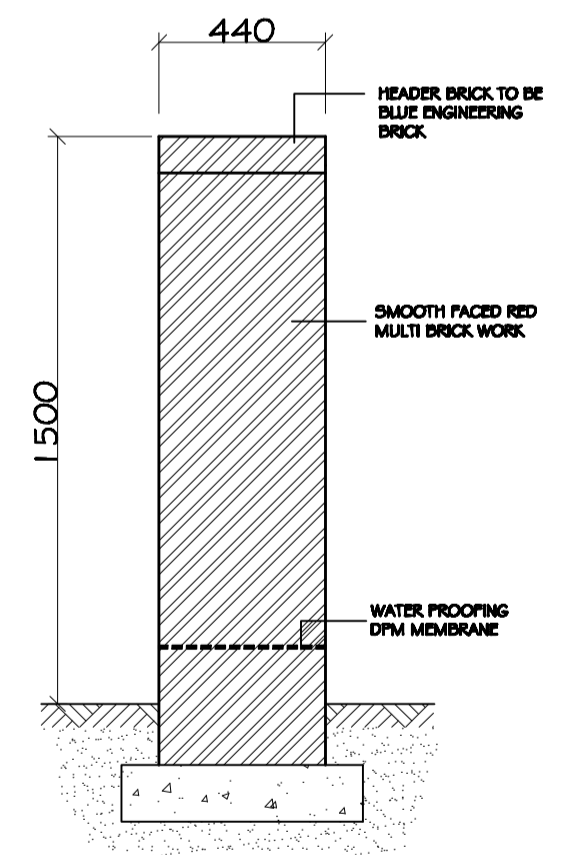


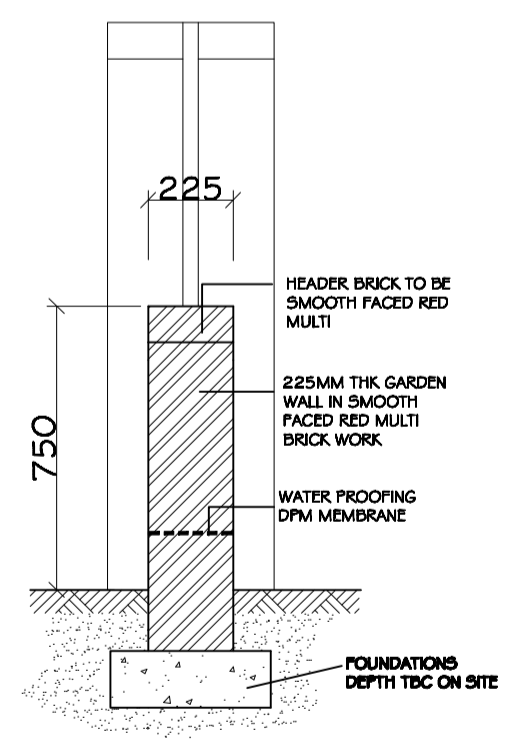
ELEVATION ON FRONT BOUNDARY WALL
 SCALE 1:50



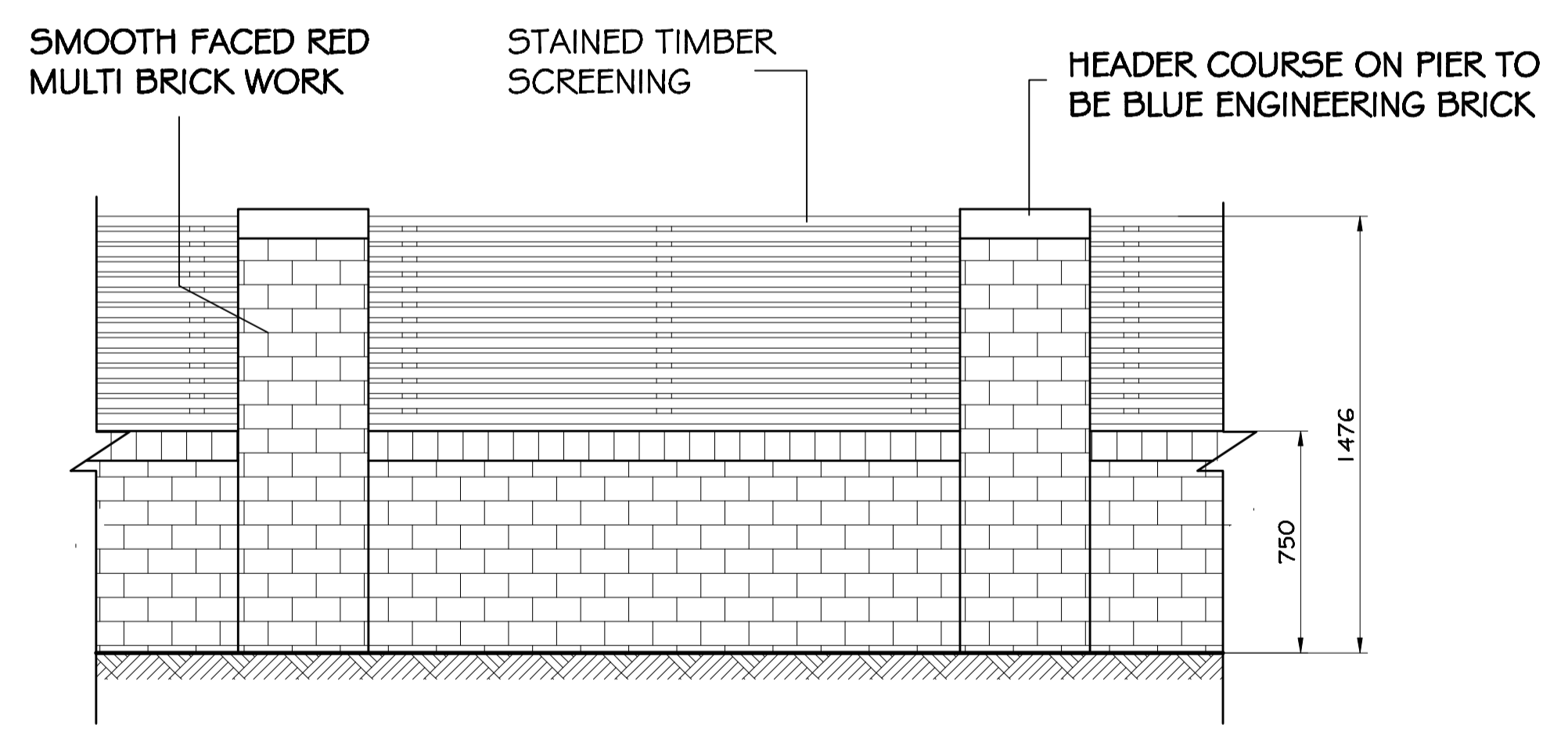
PLAN ON FRONT BOUNDARY WALL
 SCALE 1:50



SECTION ON PIERS
 SCALE 1:20



SECTION ON FRONT BOUNDARY WALL
 SCALE 1:20



ELEVATION ON FRONT BOUNDARY WALL
 SCALE 1:20

NOTES

1. ALL DIMENSION ARE IN MILLIMETERS.
2. DO NOT SCALE FROM THIS DRAWING.
3. THIS DRAWINGS IS TO BE READ IN CONJUNCTION WITH ALL OTHER RELATED DRAWINGS & DOCUMENTS. THE USER SHOULD CONSULT THE DRAWING ISSUE REGISTER FOR DETAILS.
4. THE CONTRACTOR IS TO CHECK AND VERIFY ALL DIMENSIONS ON SITE PRIOR TO COMMENCEMENT OF CONSTRUCTION WORKS.
5. THE ENGINEER/ARCHITECT SHOULD BE CONTACTED IMMEDIATELY IF THE ASSUMPTIONS USED IN THE DESIGN DIFFER TO THAT FOUND ON SITE.

| | | | |
|------|-------------------|----------|-----|
| Rev. | Client Amendments | 29/01/24 | DDH |
| | Amendments | Date | By |

Keystone Design Associates Ltd.
 Registered Office
 281 Church Street
 Blackpool
 FY1 3PB
 Tel No: 01253649040
 Fax No: 01253752901
 Email: info@keystonedesign.co.uk

PROJECT ADDRESS
35 GARSTANG ROAD EAST, POULTON, LANCASHIRE, FY6 8JU

PROJECT TITLE
ROOF LIFT

DRAWING TITLE
PROPOSED FRONT BOUNDARY WALL (OPTION 2)

Client: **MR & MRS THORPE** Scales: **①A1**
 1:50/20

Drawn By: **JG** Checked By: **DWH** Date: **25/01/24**

DRAWING No. **A023/277/P/104** Revision **A**

This drawing & contents are the property of Keystone Design Assoc Ltd
 unauthorised reproduction of the whole or any part thereof infringes
 copyright and may lead to prosecution of civil proceedings