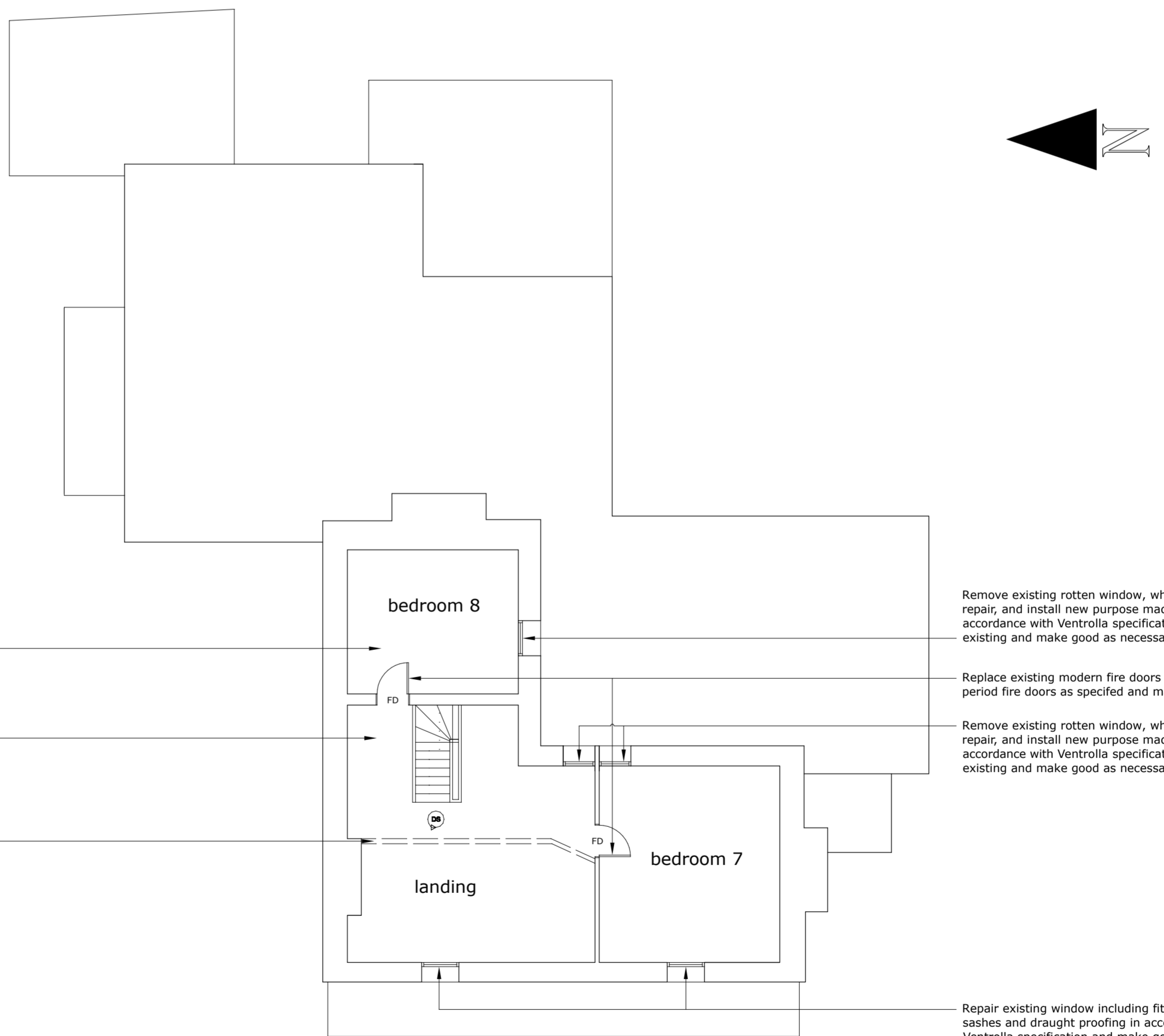
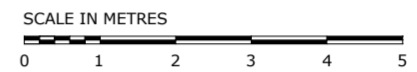




Side elevation



Second floor

**LEGEND**

- FD Denotes period door upgraded to fire resisting door as specified
- DB Denote smoke alarm

Take down existing gypsum plasterboard to all sloping ceiling areas and dormer surfaces, prepare exposed rafters to receive breathable insulation system with lime plaster finish to whole of the second floor roof area and make good

Remove existing low level flat ceiling construction to landing area, provide additional strapping if necessary to engineers design, prepare exposed rafters to received breathable insulation system with lime plaster finish to match remaining sloping ceiling areas and make good as necessary

Take down existing stud wall to open up landing area and make good as necessary


Remove existing rotten window, which is beyond repair, and install new purpose made window in accordance with Ventrolla specification to match existing and make good as necessary

Replace existing modern fire doors with upgraded period fire doors as specified and make good

Remove existing rotten window, which is beyond repair, and install new purpose made window in accordance with Ventrolla specification to match existing and make good as necessary

Repair existing window including fitting new pair of sashes and draught proofing in accordance with Ventrolla specification and make good as necessary

Rev.A window notes added Jan.24



**R.R.RIMMER**

B.A., Dip.Arch., R.I.B.A.

CHARTERED ARCHITECT

24 Whitecourt  
Uley  
Dursley  
Gloucestershire GL11 5TG  
Tel: (01453) 861083

LANCASTER HOUSE, BRISTOL ROAD, THORNBURY BS35 3JA  
(Grade II Listed Building) - alterations and refurbishment  
Proposed second floor plan and side elevation  
A2 - Drg. No. 1694/10 Rev. A

1:100