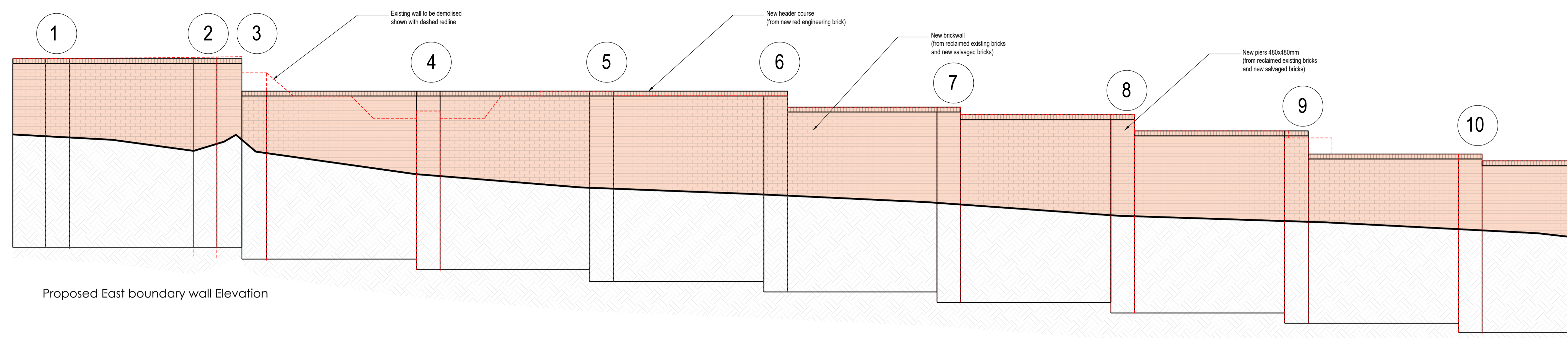


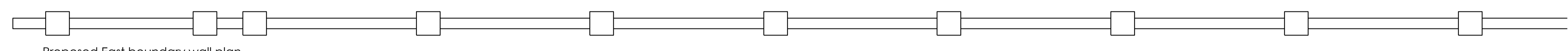
0 10 20 30 40 50 100 Millimetres @ A1

1
2
3
4
5
6
7.5
10mts
1:100 Scale



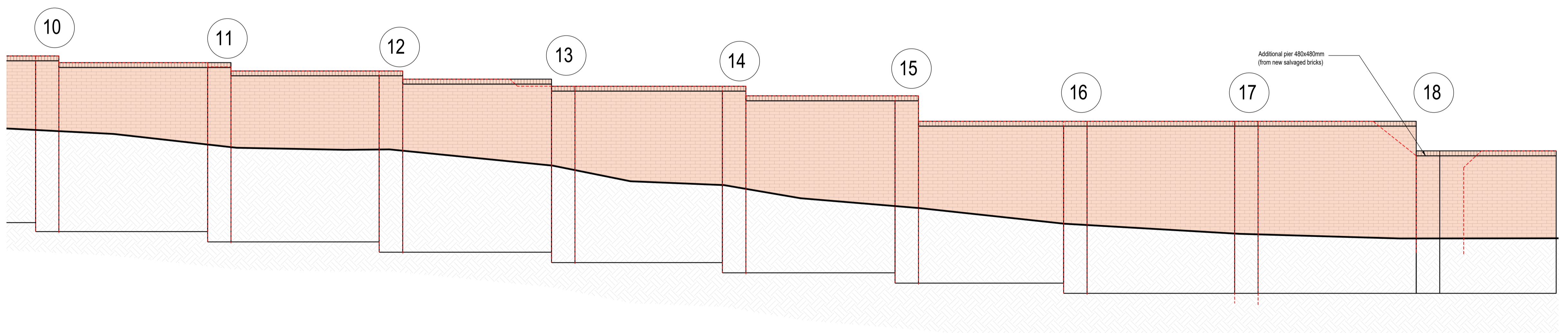
Proposed East boundary wall Elevation

(NORTH)

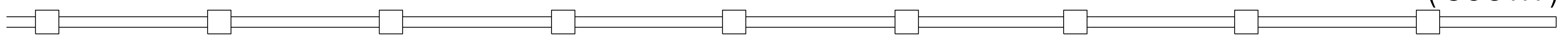


Proposed East boundary wall plan

0m 5m 10m

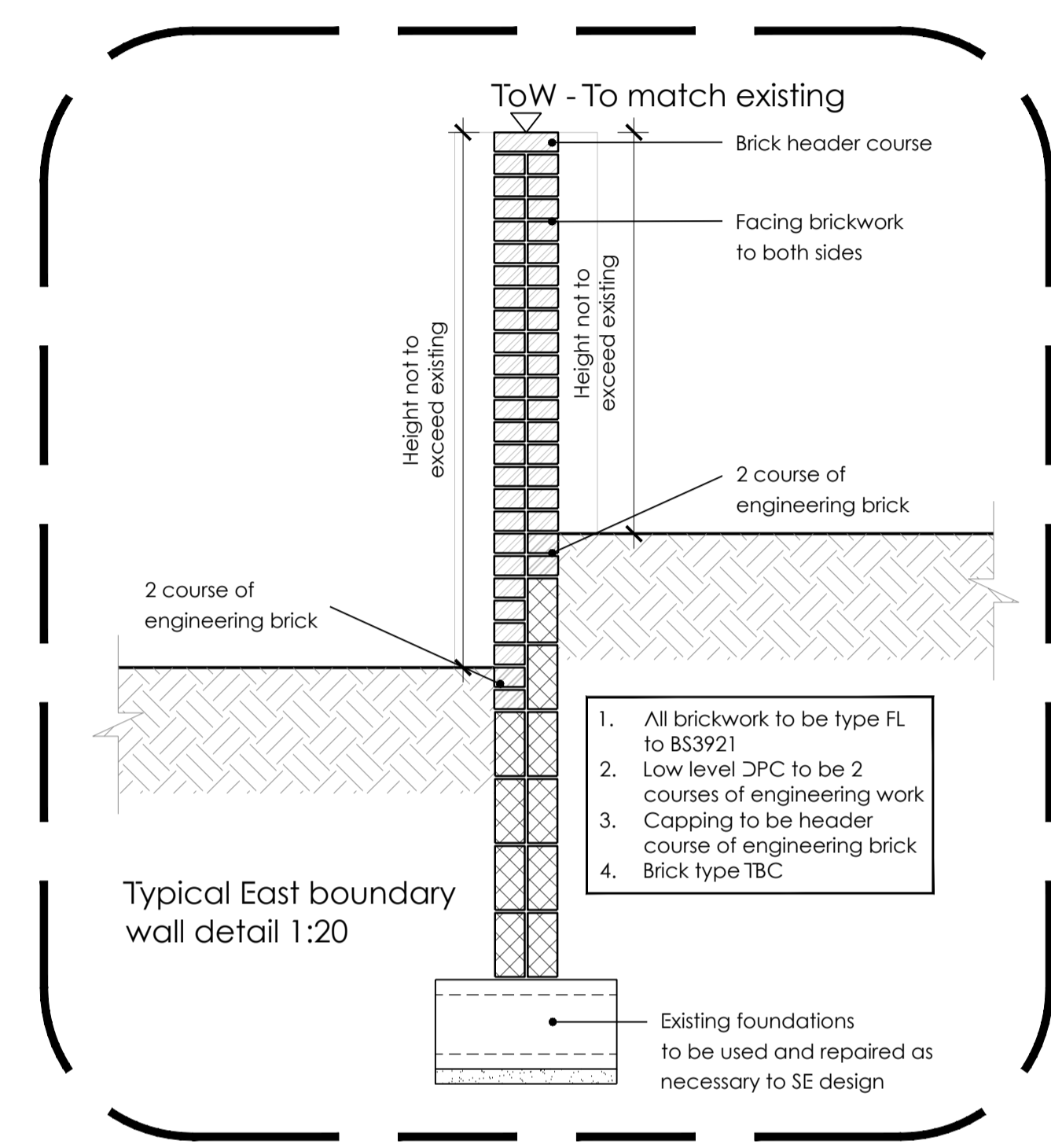


(SOUTH)



Notes
Do not scale, use figured dimensions only.
All dimensions to be verified on site prior to the commencement of any work or the production of any shop drawing. All discrepancies to be reported to the Architect.
This drawing is to be read in conjunction with all related Architect's and Engineer's drawings and any other relevant information.
This drawing is copyright © of TDC Architects Ltd.
Revision numbering: D= RIBA Stage 0-2, P= RIBA Stage 3, T= RIBA Stage 4, C= RIBA Stage 5, R= RIBA Stage 6

REV	DATE	REVISION	INITIALS	CHECK
P1	15.11.2023	Planning issue	RMJB	SEL



DRAWING STATUS
FOR DISCUSSION (RIBA STAGE 0-2)
FOR PLANNING (RIBA STAGE 3)
FOR TENDER (RIBA STAGE 4)
FOR CONSTRUCTION (RIBA STAGE 5)
AS-BUILT (RIBA STAGE 6)
AS-RECORDED (RIBA STAGE 6)

TDC ARCH DESIGN
The Design Collective Architects
2nd Fl. | 13 Museum St.
York | YO1 7DT
info@tdc-arch.design
www.tdc-arch.design

Client
Avery

Project
Proposed new boundary wall at
Barnet Grange Care Home

Drawing Title
Proposed boundary wall detail

Scale 1:100 @ A1 Date Nov 2023
Drawn by RMJB Checked by SEL

Job No. A232066 Drawing No. AL(1)102 Rev. P1