Steel / Ductile Iron Pipes PN16 to seal at 16barg						
	DN100	DN300	DN600	DN700	DN800	DN900
Gasket Specification	Rubber encased steel core (Type G-S-S)					
Torque setting (Nm)	49	160	480	467	534	600
C.O.F.	0.120					
Torque sequence	As per Drg: 40018-001-DWG-CST-G02-001 Bolt Specification Grade 4.6					

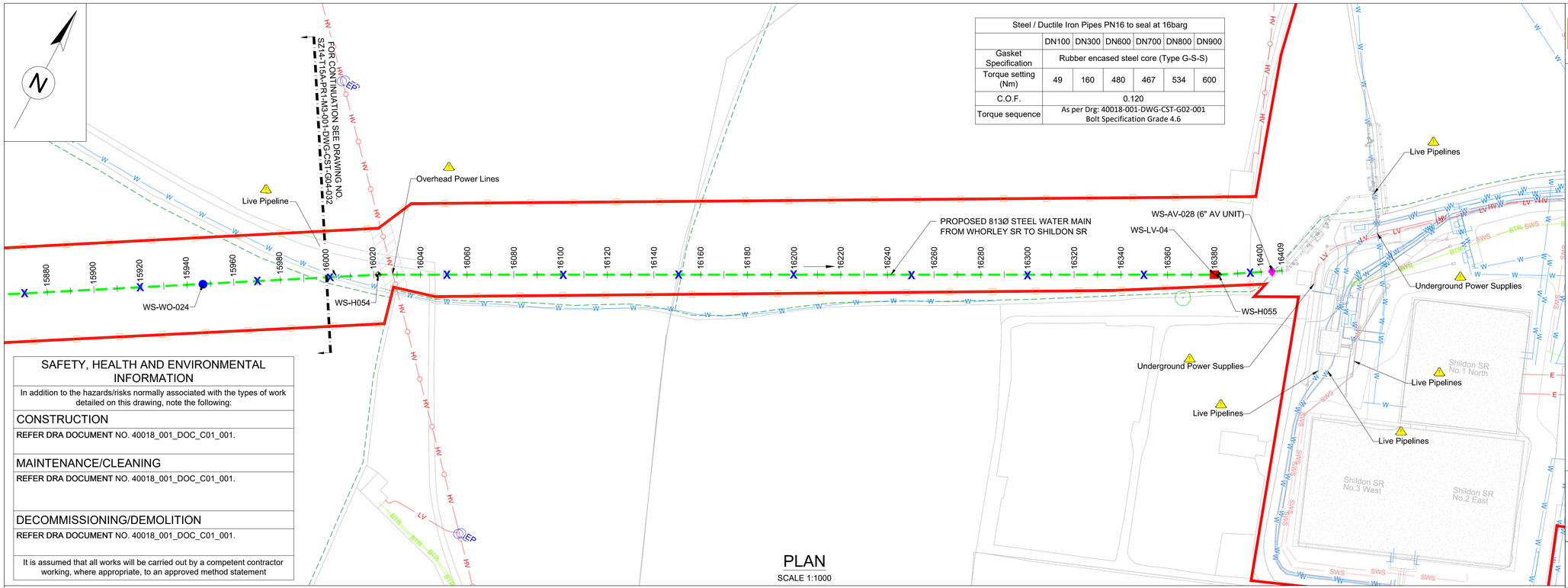

PLAN

SCALE 1:1000

(*) - DENOTES SURVEY REQUIRED. REFER TO NOTE 4 FROM GENERAL NOTES.

SAFETY, HEALTH AND ENVIRONMENTAL INFORMATION

In addition to the hazards/risks normally associated with the types of work detailed on this drawing, note the following:

CONSTRUCTION

REFER DRA DOCUMENT NO. 40018_001_DOC_C01_001.

MAINTENANCE/CLEANING

REFER DRA DOCUMENT NO. 40018_001_DOC_C01_001.

DECOMMISSIONING/DEMOLITION

REFER DRA DOCUMENT NO. 40018_001_DOC_C01_001.

It is assumed that all works will be carried out by a competent contractor working, where appropriate, to an approved method statement

WHORLEY TO SHILDON SETTING OUT POINTS		
CHAINAGE (m)	EASTING	NORTHING
16000	421701.190	526697.326
16040	421735.064	526718.573
16080	421769.550	526738.839
16120	421804.036	526759.105
16160	421838.522	526779.370
16200	421873.008	526799.636
16240	421907.495	526819.902
16280	421941.981	526840.168
16320	421976.467	526860.434
16360	422010.953	526880.700
16400	422044.835	526901.923
HORIZONTAL BEND		
SOP NO.	EASTING	NORTHING
WS-H054	421719.439	526709.391
WS-H055	422029.755	526891.749
AIRVALVE		
SOP NO.	EASTING	NORTHING
WS-AV-028	422048.778	526904.582
LINEVALVE		
SOP NO.	EASTING	NORTHING
WS-LV-04	422028.196	526890.833

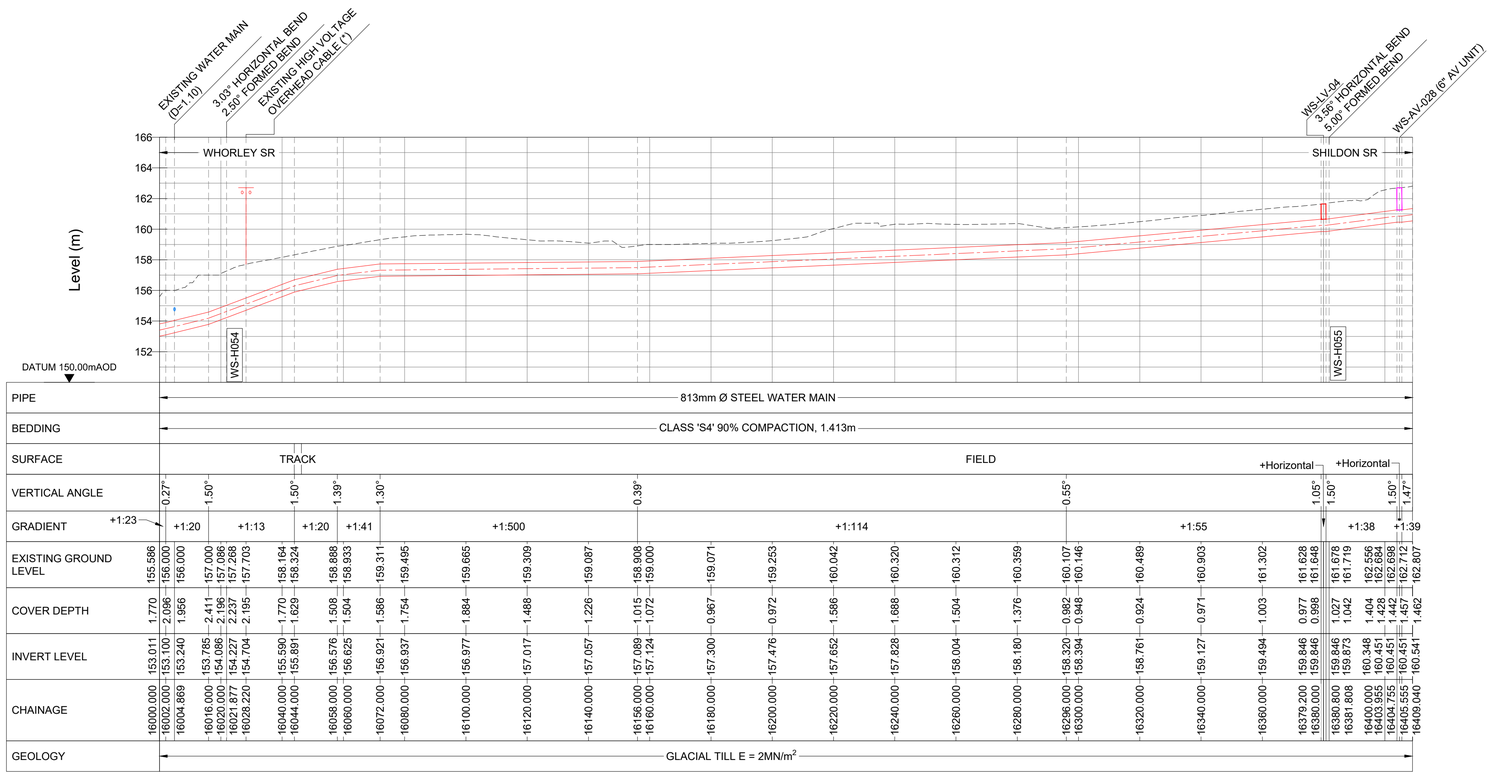

LONGITUDINAL SECTION

HORIZONTAL SCALE 1:1000 VERTICAL SCALE 1:200

Scale 1:200 (5m 0m 5m 10m)

Scale 1:1000 (10m 0m 10m 20m 30m 40m 50m 60m 70m)

FARRANS A CRH COMPANY
ATKINS Member of the SNC-Lavalin Group

Atkins Limited
Chadwick House, Birchwood Park, Warrington, WA3 6AE
Direct: 01925 238319

LEGEND:

- PLANNING BOUNDARY
- WORKING BOUNDARY
- WATERCOURSE
- PROPOSED PIPE ROUTE
- PUBLIC RIGHT OF WAYS
- TREE
- L.V.
- A.V.
- W.O.
- XXXX SETTING OUT POINT
- EP ELECTRIC POLE
- HAZARD IDENTIFIER
- CLAY STANK

EXISTING SERVICES:

- WATER MAIN
- SEWER MAIN
- ELECTRIC-HV
- ELECTRIC-HV OVERHEAD
- ELECTRIC-LV
- ELECTRIC-LV OVERHEAD
- ELECTRIC LINE
- BT UNDERGROUND
- BT OVERHEAD
- BT-VIRGIN MEDIA
- GAS-LOW PRESSURE
- GAS-MEDIUM PRESSURE
- STORM WATER MAIN
- STREET LIGHT CABLE
- GAS WORKING SAFETY ZONE
- POWER LINE SAFETY ZONE

REFERENCE:

SZ14-T15A-PR1-M3-001-DWG-CST-G04-034: GENERAL NOTES / REFERENCES
40018-001-DWG-CST-G02-001: FLANGE MANAGEMENT DRAWING

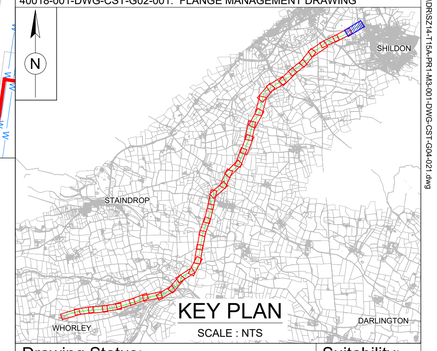

KEY PLAN

SCALE : NTS

Drawing Status: FOR REVIEW BY LEAD APPOINTED PARTY

Suitability: S4

Rev.	Description	Date	Drawn	Chk'd	App'd
P06	FOR REVIEW	17.11.2023	AJ	RH	SK
P05	FOR REVIEW	10.10.2023	AJ	RH	SK
P04	FOR REVIEW	18.09.2023	AJ	RH	SK
P03	FOR REVIEW	26.07.2023	AJ	RH	SK
P02	FOR REVIEW	30.06.2023	AJ	RH	SK

Note:-

IF THIS DRAWING IS FOUND TO BE IN ANY WAY INACCURATE, PLEASE ADVISE THE RECORD OFFICE IMMEDIATELY AND COMPLETE AN AMENDMENT FORM.

NORTHUMBRIAN WATER living water

CONTRACTOR: FARRANS
REF. NO.: WN019/0205-4.11
I.D. PROJECT NO.: WN019/0205

Drawing Title:

TEES STRATEGIC TRANSFER MAIN
WHORLEY SR TO SHILDON SR
PLAN AND LONGITUDINAL SECTION

Dwg No: SZ14-T15A-PR1-M3-001-DWG-CST-G04-033

Sheet:	Date:	Sheet:	Scale:	Rev No:
33 OF 33	17.11.2023	A1	AS SHOWN	P06

USER: JAN9320 Date: 10/11/23 14:23:28 Filename: C:\Users\JAN9320\DC\ACCDocs\SNCL EDPM\52181B-Tees Pipeline\Project Files\01-WIP\Civil Engineer\DRS\SZ14-T15A-PR1-M3-001-DWG-CST-G04-021.dwg
Dwgs 1:20