

SAFETY, HEALTH AND ENVIRONMENTAL INFORMATION
 In addition to the hazards/risks normally associated with the types of work detailed on this drawing, note the following:

CONSTRUCTION
 REFER DRA DOCUMENT NO.40018_001_DOC_C01_001.

MAINTENANCE/CLEANING
 REFER DRA DOCUMENT NO. 40018_001_DOC_C01_001.

DECOMMISSIONING/DEMOLITION
 REFER DRA DOCUMENT NO. 40018_001_DOC_C01_001.

It is assumed that all works will be carried out by a competent contractor working, where appropriate, to an approved method statement

FARRANS A CBM COMPANY | **ATKINS** Member of the SNC-Lavalin Group | **Atkins Limited** Chadwick House, Birchwood Park, Warrington, WA3 6AE Direct: 01925 238319

LEGEND:

- PLANNING BOUNDARY
- WORKING BOUNDARY
- WATERCOURSE
- PROPOSED PIPE ROUTE
- PUBLIC RIGHT OF WAYS
- TREE
- L.V.
- A.V.
- W.O.
- SETTING OUT POINT
- ELECTRIC POLE
- HAZARD IDENTIFIER
- CLAY STANK

EXISTING SERVICES:

- WATER MAIN
- SEWER MAIN
- ELECTRIC-HV
- ELECTRIC-HV OVERHEAD
- ELECTRIC-LV
- ELECTRIC-LV OVERHEAD
- ELECTRIC LINE
- BT UNDERGROUND
- BT OVERHEAD
- BT-VIRGIN MEDIA
- GAS-LOW PRESSURE
- GAS-MEDIUM PRESSURE
- GAS-STORM WATER MAIN
- STREET LIGHT CABLE
- GAS WORKING SAFETY ZONE
- POWER LINE SAFETY ZONE

REFERENCE:
 SZ14-T15A-PR1-M3-001-DWG-CST-G04-034: GENERAL NOTES / REFERENCES
 40018-001-DWG-CST-G02-001: FLANGE MANAGEMENT DRAWING

Steel / Ductile Iron Pipes PN16 to seal at 16bar

Gasket Specification	DN100	DN300	DN600	DN700	DN800	DN900
Rubber encased steel core (Type G-S-S)						
Torque setting (Nm)	49	160	480	467	534	600
C.O.F.	0.120					
Torque sequence	As per Drg: 40018-001-DWG-CST-G02-001 Bolt Specification Grade 4.6					

PLAN
SCALE 1:1000

HORIZONTAL BEND

SOP NO.	EASTING	NORTHING
WS-H003	412824.985	516817.838
WL-H003	412825.225	516814.846

WASHOUT

SOP NO.	EASTING	NORTHING
WS-WO-04	412756.344	516814.287
WL-WO-04	412756.421	516811.288

AIRVALVE

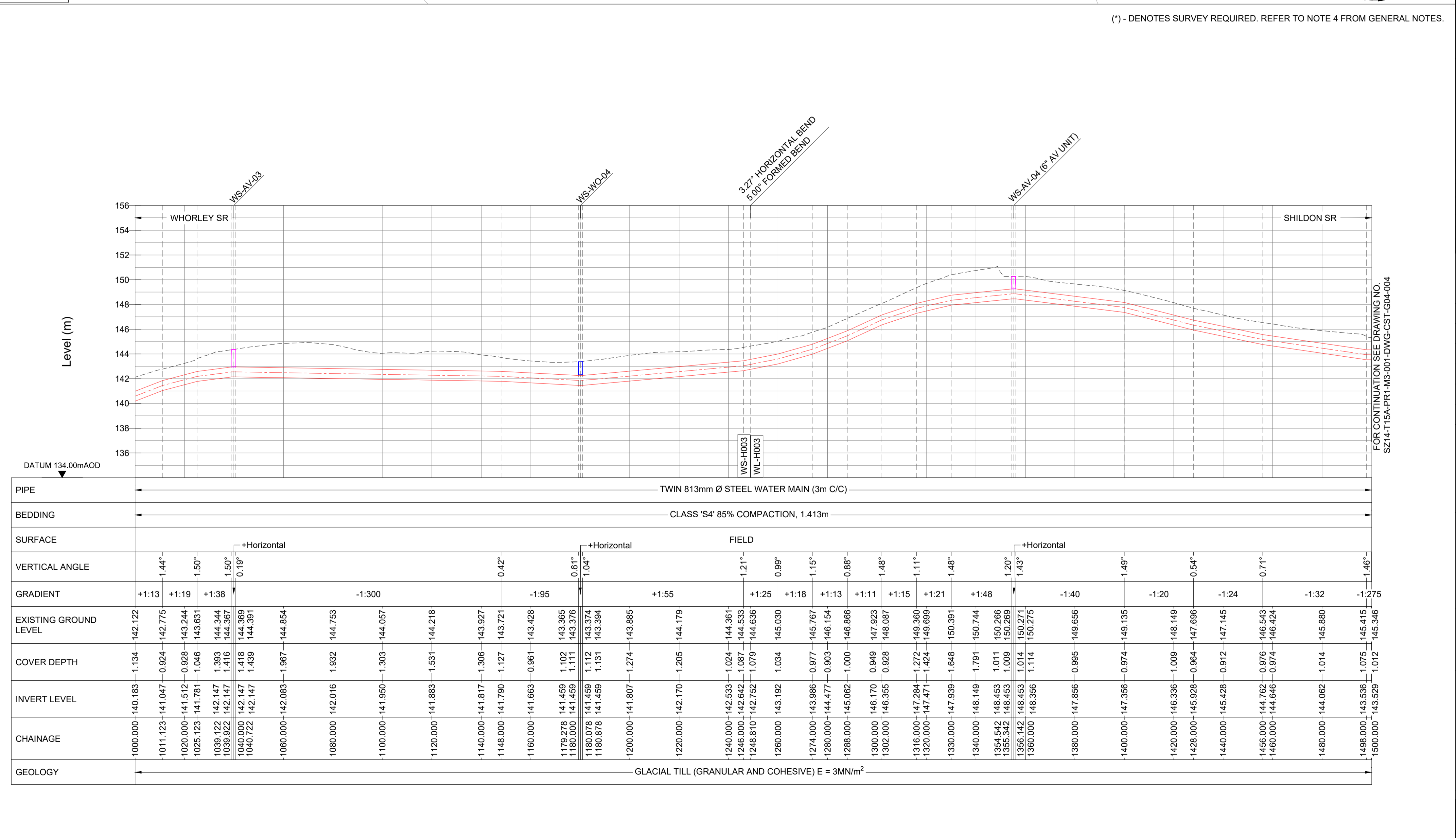
SOP NO.	EASTING	NORTHING
WS-AV-03	412616.376	516807.048
WS-AV-04	412930.887	516829.398
WL-AV-03	412616.530	516804.052
WL-AV-04	412931.213	516826.416

WHORLEY TO SHILDON SETTING OUT POINTS

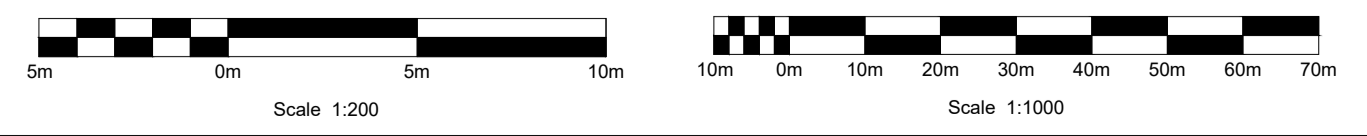
CHAINAGE (m)	EASTING	NORTHING
1000	412576.507	516804.986
1040	412616.453	516807.052
1080	412656.400	516809.118
1120	412696.346	516811.184
1160	412736.293	516813.250
1200	412776.240	516815.316
1240	412816.186	516817.382
1280	412855.990	516821.222
1320	412895.754	516825.563
1360	412935.518	516829.903
1400	412975.282	516834.244
1440	413015.045	516838.585
1480	413054.809	516842.925

WHORLEY TO LONG NEWTON SETTING OUT POINTS

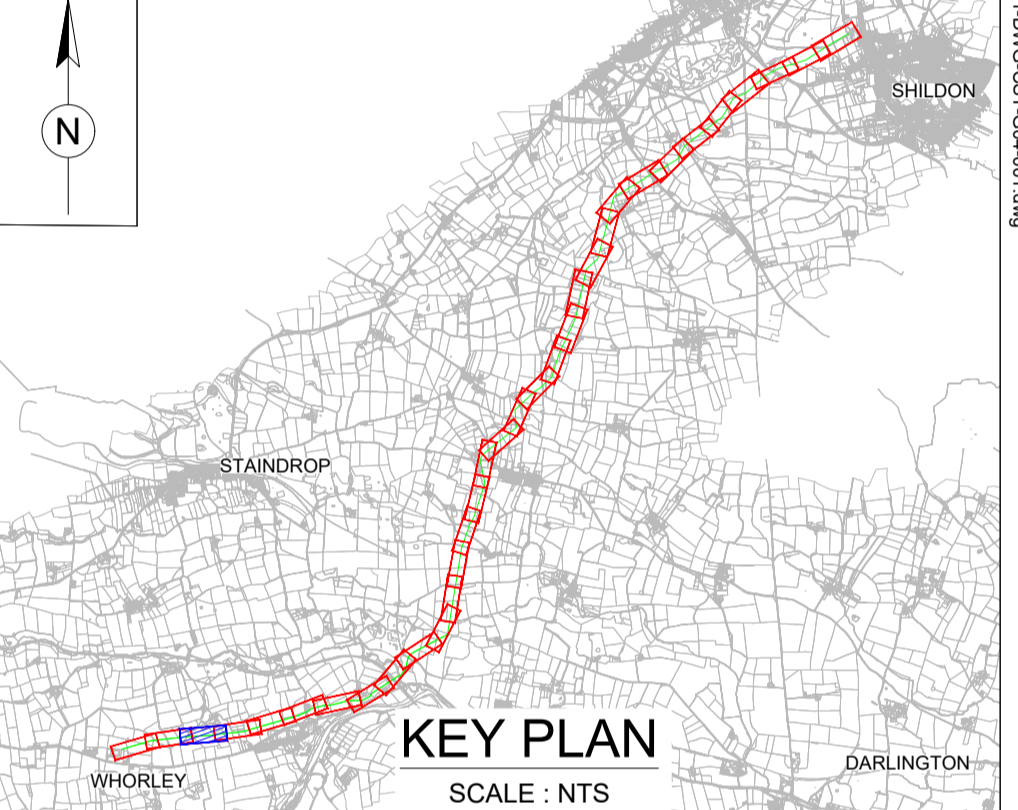
CHAINAGE (m)	EASTING	NORTHING
1000	412577.357	516802.026
1040	412617.303	516804.092
1080	412657.250	516806.158
1120	412697.196	516808.224
1160	412737.143	516810.290
1200	412777.090	516812.356
1240	412817.036	516814.422
1280	412856.983	516816.489
1320	412896.930	516818.555
1360	412936.877	516820.621
1400	412976.824	516822.687
1440	413016.771	516824.753
1480	413056.718	516826.819



LONGITUDINAL SECTION
HORIZONTAL SCALE 1:1000 VERTICAL SCALE 1:200



(*) - DENOTES SURVEY REQUIRED. REFER TO NOTE 4 FROM GENERAL NOTES.



KEY PLAN
SCALE : NTS

Drawing Status: FOR REVIEW BY LEAD APPOINTED PARTY

Suitability: S4

Rev.	Description	Date	Drawn	Chk'd	App'd
P06	FOR REVIEW	17.11.2023	AJ	RH	SK
P05	FOR REVIEW	10.10.2023	AJ	RH	SK
P04	FOR REVIEW	18.09.2023	AJ	RH	SK
P03	FOR REVIEW	26.07.2023	AJ	RH	SK
P02	FOR REVIEW	30.06.2023	AJ	RH	SK

Note:-
 IF THIS DRAWING IS FOUND TO BE IN ANY WAY INACCURATE, PLEASE ADVISE THE RECORD OFFICE IMMEDIATELY AND COMPLETE AN AMENDMENT FORM.



CONTRACTOR: FARRANS
REF. NO.: WN019/0205-4.11
I.D. PROJECT NO.: WN019/0205

Drawing Title:
 TEES STRATEGIC TRANSFER MAIN
 WHORLEY SR TO SHILDON SR
 PLAN AND LONGITUDINAL SECTION

Dwg No:
 SZ14-T15A-PR1-M3-001-DWG-CST-G04-003

Sheet:	Date:	Sheet:	Scale:	Rev No:
3 OF 33	17.11.2023	A1	AS SHOWN	P06