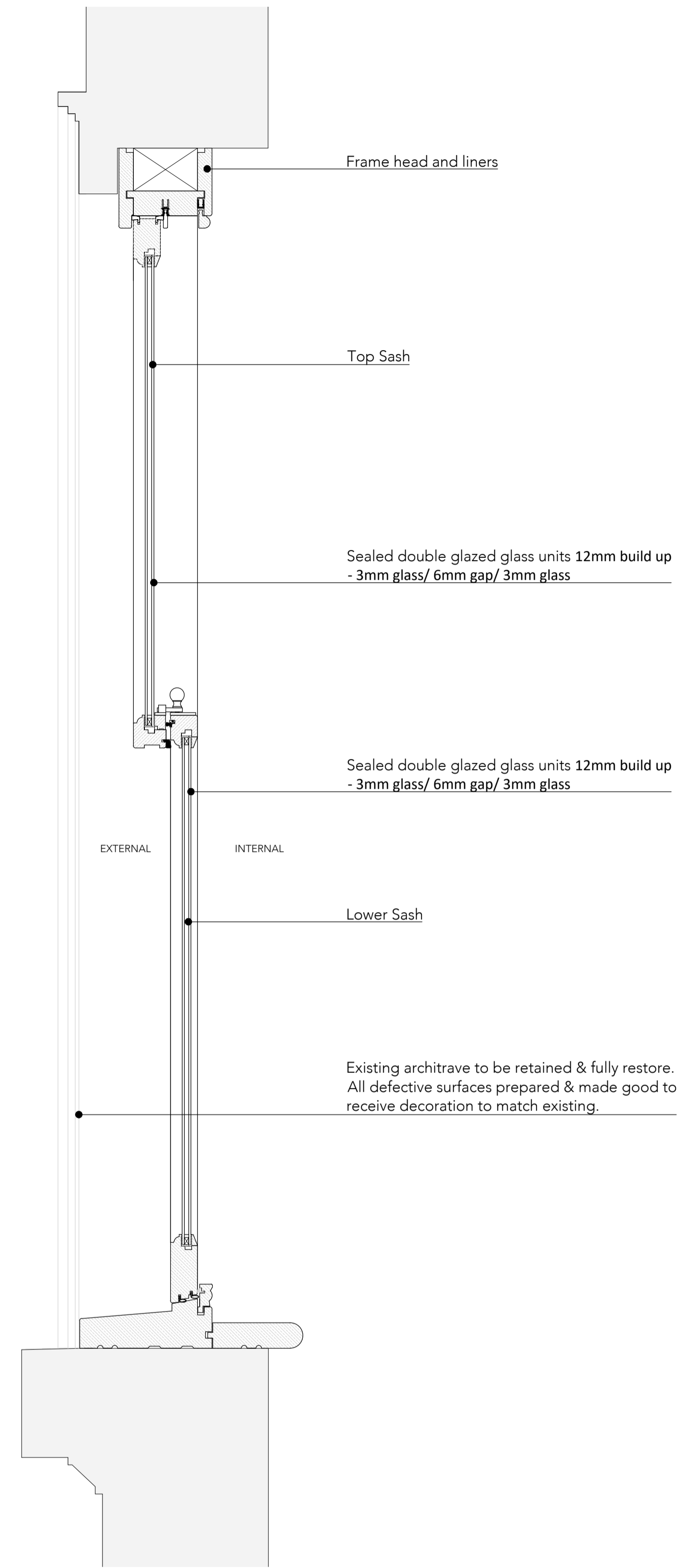


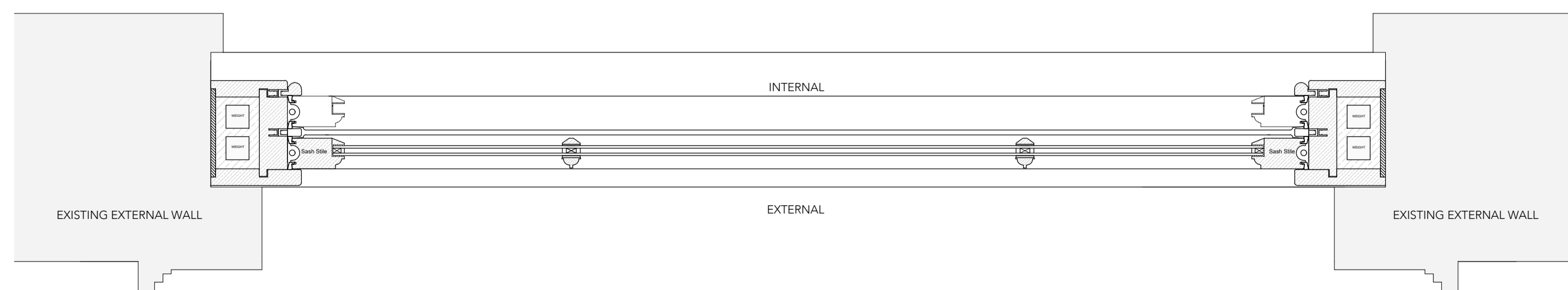
PROPOSED WINDOW DETAILS: ELEVATION

Scale 1:5



PROPOSED WINDOW DETAILS: SECTION

Scale 1:5



PROPOSED WINDOW DETAILS: PLAN

Scale 1:5

General Notes

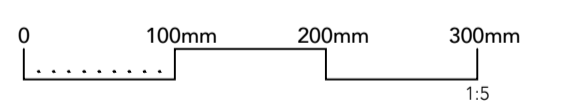
This drawing is not to be used for construction purposes unless clearly marked "For Construction".

This drawing is not to be scaled other than in connection with applications for planning permission. It has been based upon survey and other information supplied by others. All dimensions and levels are to be checked on site by contractors and inconsistencies reported immediately to Gary Kellett Architects prior to works being undertaken. Any areas shown are approximate and may be affected by survey accuracy, construction tolerances, workmanship, and design by others.

Contractors are to ensure that all works under their responsibility or the responsibility of their sub-contractors are constructed and/or manufactured to comply with all relevant national and/or local authority statutory requirements and in accordance with local building control and codes of practice.

This drawing is to be read in conjunction with other relevant drawings, specifications, schedules etc., relating to the project or projects for which this drawing has been prepared, whether prepared by Gary Kellett Architects or by others.

Rev.	Amendment Detail	Date	By
01	PLANNING	04.01.2024	YF
02	PLANNING	29.04.2024	YF



Project

12 Moreton Place, London SW1V 2NP

Client

Mr & Mrs Dearie

Title

PROPOSED TYPICAL

WINDOW DETAILS:

WD-05, WD-06

Job No. Size Drawn By

2401-187 A1 YF

Date. Scale Status

JAN 2024 1:5 PLANNING

Drawing No. Revision

A-841-01 02



Gary Kellett Architects

29 Farwell Road

Sidcup, DA14 4LQ

t: +44(0)7512 339 610

garykellettarchitects.co.uk