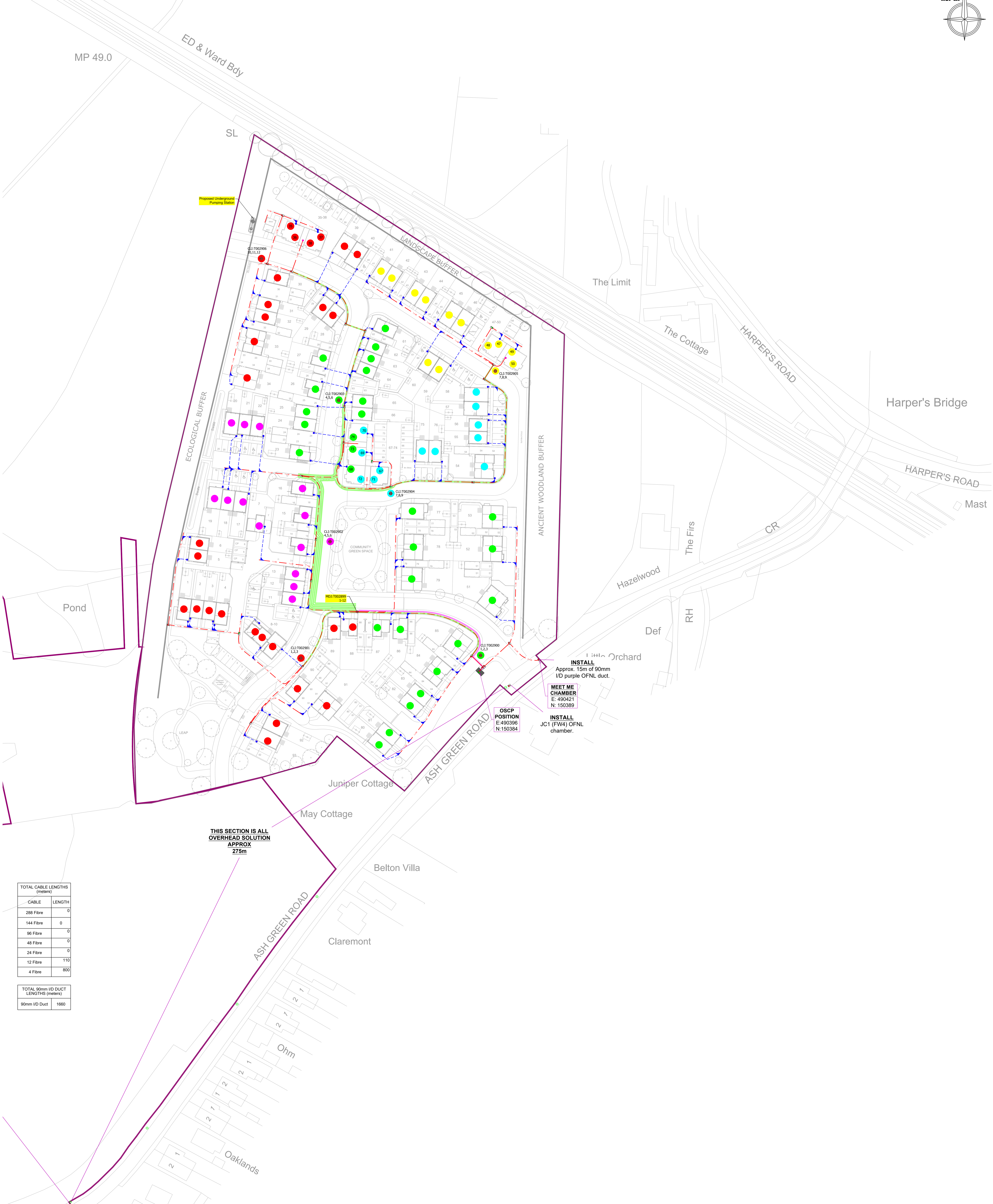



WARNING
 ALL EXCAVATION SHOULD BE DONE BY TAKING THE APPROPRIATE SAFETY PRECAUTIONS IN THE "HEALTH & SAFETY EXECUTIVE GUIDE Note47"(HSEg47)
 "AVOIDING DANGER FROM UNDERGROUND SERVICES" TAKING COGNIZANCE OF THE FACT THAT OTHER PLANT MAY BE IN THE VICINITY WHICH IS NOT SHOWN ON THE PLANS.



THIS SECTION IS ALL OVERHEAD SOLUTION APPROX 275m

TOTAL CABLE LENGTHS (meters)	
CABLE	LENGTH
288 Fibre	0
144 Fibre	0
96 Fibre	0
48 Fibre	0
24 Fibre	0
12 Fibre	110
4 Fibre	800

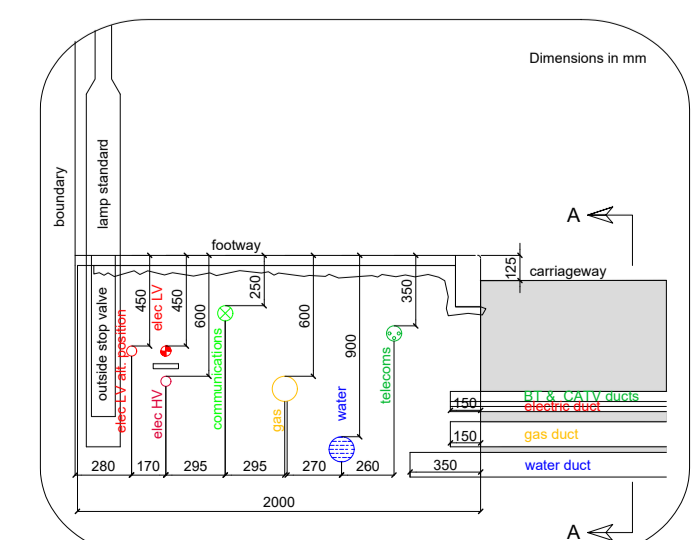
TOTAL 90mm I/D DUCT LENGTHS (meters)	
90mm I/D Duct	LENGTH
90mm I/D Duct	1660

NOTE: All service routes are indicative only and must be confirmed on site by the installation contractors representative. It is the responsibility of the customer to ensure that all service routes are within the demise of the property being supplied and the exact location of ducts are clearly identified.

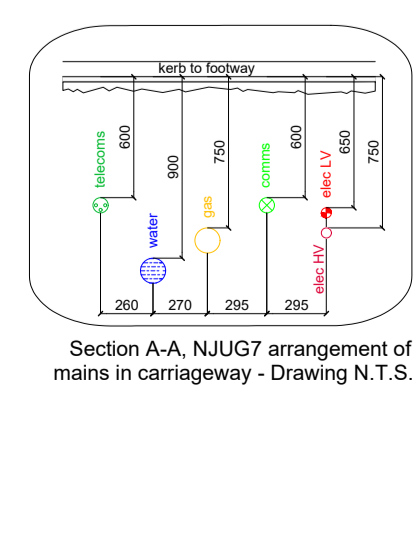


NON FIRS SITE

All micro ducting & home hubs to be supplied by TriConnex and installed by the ME contractor or customer.



NJUG7 depth and separation arrangement of mains in a 2 metre roadway - in the event of large diameter maintenance footings not adhering to this procedure please contact your TriConnex representative for further instruction. - Drawing N.T.S.



Section AA, NJUG7 arrangement of mains in carriageway - Drawing N.T.S.

REINFORCED CARRIAGEWAY FIBRE CHAMBERS
 CW12 Joining Chamber - (Internal - 1220mm x 740mm)

REINFORCED CARRIAGEWAY FIBRE CHAMBERS
 FW-4 Joining Chamber - (Internal - 915mm x 445mm)

DANGER
 LOW & HIGH VOLTAGE CABLES MAY BE PRESENT ALL EXCAVATIONS TO BE CARRIED OUT IN ACCORDANCE WITH HSE47. EXPOSE ALL CABLES PRIOR TO JOINTING WORKS

The details provided on this drawing must be read in conjunction with the developer guidelines and all other design and construction specifications. In the event of a discrepancy or contradiction it should be raised with your site representative prior to any construction works taking place. The positions of existing mains is given for guidance only and, as such, no liability can be accepted by TriConnex for any damage caused to, nor any injury sustained, as a result of interference with such apparatus. Before any onsite works commence an up to date copy of the relevant utilities records must be obtained.

Note: No liability of any kind whatsoever is accepted by TriConnex Ltd or their agents, servants or contractors for any error or omission. Safe digging practices, in accordance with HSE47, must be used to verify and establish the actual position of utilities and other apparatus on site before any mechanical plant is used. It is your responsibility to ensure that this information is provided to all persons (either direct labour or contractors) working on or near any utilities.

FIBRE CHAMBERS
 FW-2 Joining Chamber - (Internal - 725mm x 225mm)
 FW-4 Joining Chamber - (Internal - 915mm x 445mm)
 FW-6 Joining Chamber - (Internal - 1310mm x 610mm)
 FW-8 Joining Chamber - (Internal - 2020mm x 740mm)

FIBRE ALLOCATION

288 Fibre
 144 Fibre
 96 Fibre
 48 Fibre
 24 Fibre
 12 Fibre
 4 Fibre

Customer Lead-in Joint (CLI) within adjacent FW-4. Colour indicates which properties served. ID and Fibre No. colour indicates the cable to be spliced

Plot CLI Grouping (by colour)

FIBRE DUCTING

90mm I/D Duct (No. specified)
 50mm I/D Service Duct & Home Hub
 50mm I/D Service Duct with Sweep4 (Indicates Direction of Sweep)
 Cable Tray

Site Boundary
 Section 278 Boundary
 Revision Cloud

NETWORK NUMBER: N0023411-1
 LINKED NETWORKS: --

DATE	DESCRIPTION	REV	DES	QC
19/12/23	Fibre Design amended as per TC email.	L	J S	WT
13/12/23	Offsite design addoc	K	KM	WT
04/12/23	Site plan updated, mains and services around Plots 47-50 amended, shown via Revision Cloud	J	J S	WT
23/10/23	Pumping Station connection removed	I	K M	WT

DATE: 22/12/23
 Drawing reference: BLO020727-SE_01 Rev P3
 Status: A
 Status key: A - Approved, D - Draft, U - Unapproved

TRICONNEX

Newes Park, Avenue East, Skyline 120,
 G1, Nether, Braintree, Essex, CM17 7AL
 Tel: 01376 332 880
 Email: enquiries@triconnex.co.uk
 www.triconnex.co.uk

DRAWING TITLE: FIBRE NETWORK DESIGN

SITE ADDRESS: Ash Green Road, Surrey, GU12 6JQ

STATUS: APPROVED

SCALE: 1:500 on A0

DRAWING NUMBER: X859-FND-01 | REVISION: L | SHEET No: 1 of 2

CLIENT: Bloor Homes Limited

COPYRIGHT: Not to be reproduced without written permission | A0 | TCK STD PND June 2022 v1