

Site Details:

SHAKESPEARE HOTEL,
SHAKESPEARE HOTEL,
WYTHAM STREET, PADIHAM,
BB12 7DX

Client Ref: Patel
Report Ref: GS-3UP-9RD-L9H-XK7
Grid Ref: 379716, 433223

Map Name: County Series

Map date: 1890-1891

Scale: 1:2,500

Printed at: 1:2,500



Surveyed 1891
Revised 1891
Edition N/A
Copyright N/A
Levelled N/A

Surveyed 1890
Revised 1890
Edition N/A
Copyright N/A
Levelled N/A

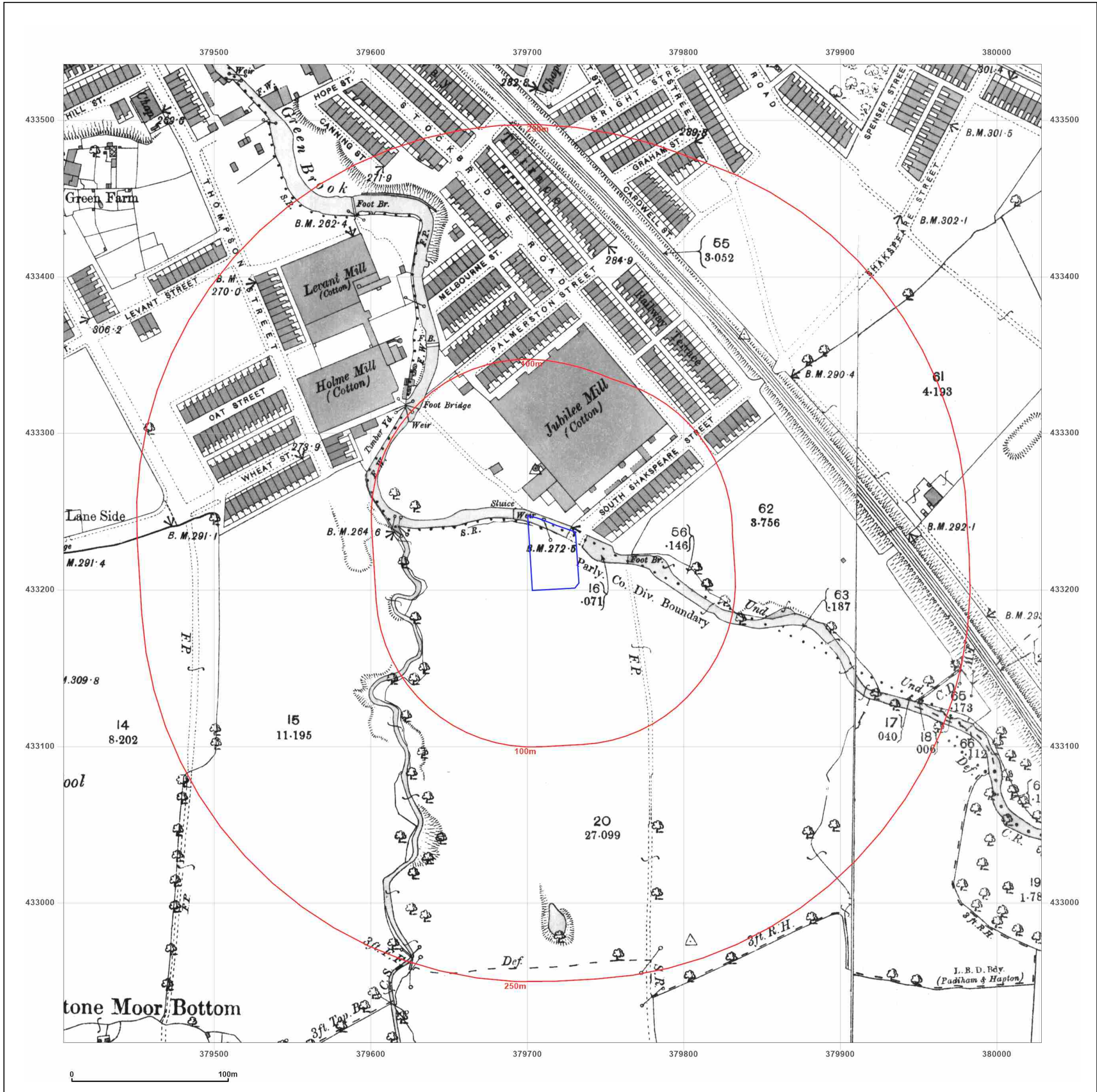


Produced by
Groundsure Insights
T: 08444 159000
E: info@groundsure.com
W: www.groundsure.com

© Crown copyright and database rights 2018 Ordnance Survey 100035207

Production date: 12 December 2023

Map legend available at:
www.groundsure.com/sites/default/files/groundsure_legend.pdf



Site Details:

SHAKESPEARE HOTEL,
SHAKESPEARE HOTEL,
WYTHAM STREET, PADIHAM,
BB12 7DX

Client Ref: Patel
Report Ref: GS-3UP-9RD-L9H-XK7
Grid Ref: 379716, 433223

Map Name: County Series

Map date: 1912


Scale: 1:2,500

Printed at: 1:2,500



Surveyed 1912
Revised 1912
Edition N/A
Copyright N/A
Levelled N/A

Surveyed 1912
Revised 1912
Edition N/A
Copyright N/A
Levelled N/A

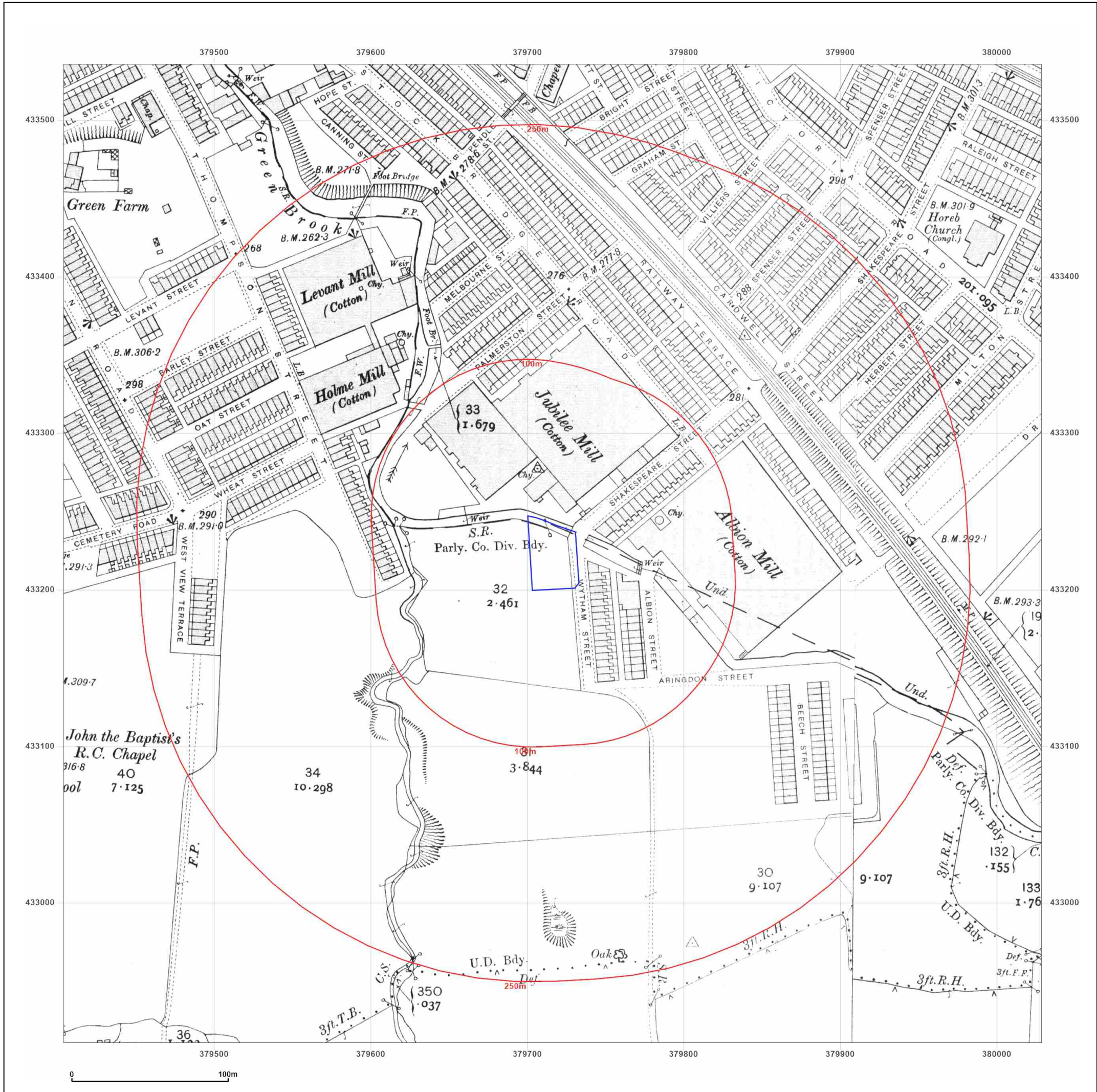


Produced by
Groundsure Insights
T: 08444 159000
E: info@groundsure.com
W: www.groundsure.com

© Crown copyright and database rights 2018 Ordnance Survey 100035207

Production date: 12 December 2023

Map legend available at:
www.groundsure.com/sites/default/files/groundsure_legend.pdf



Site Details:

SHAKESPEARE HOTEL,
SHAKESPEARE HOTEL,
WYTHAM STREET, PADIHAM,
BB12 7DX

Client Ref: Patel
Report Ref: GS-3UP-9RD-L9H-XK7
Grid Ref: 379716, 433223

Map Name: County Series

Map date: 1931

Scale: 1:2,500

Printed at: 1:2,500



Surveyed 1931
Revised 1931
Edition N/A
Copyright N/A
Levelled N/A

Surveyed 1931
Revised 1931
Edition N/A
Copyright N/A
Levelled N/A

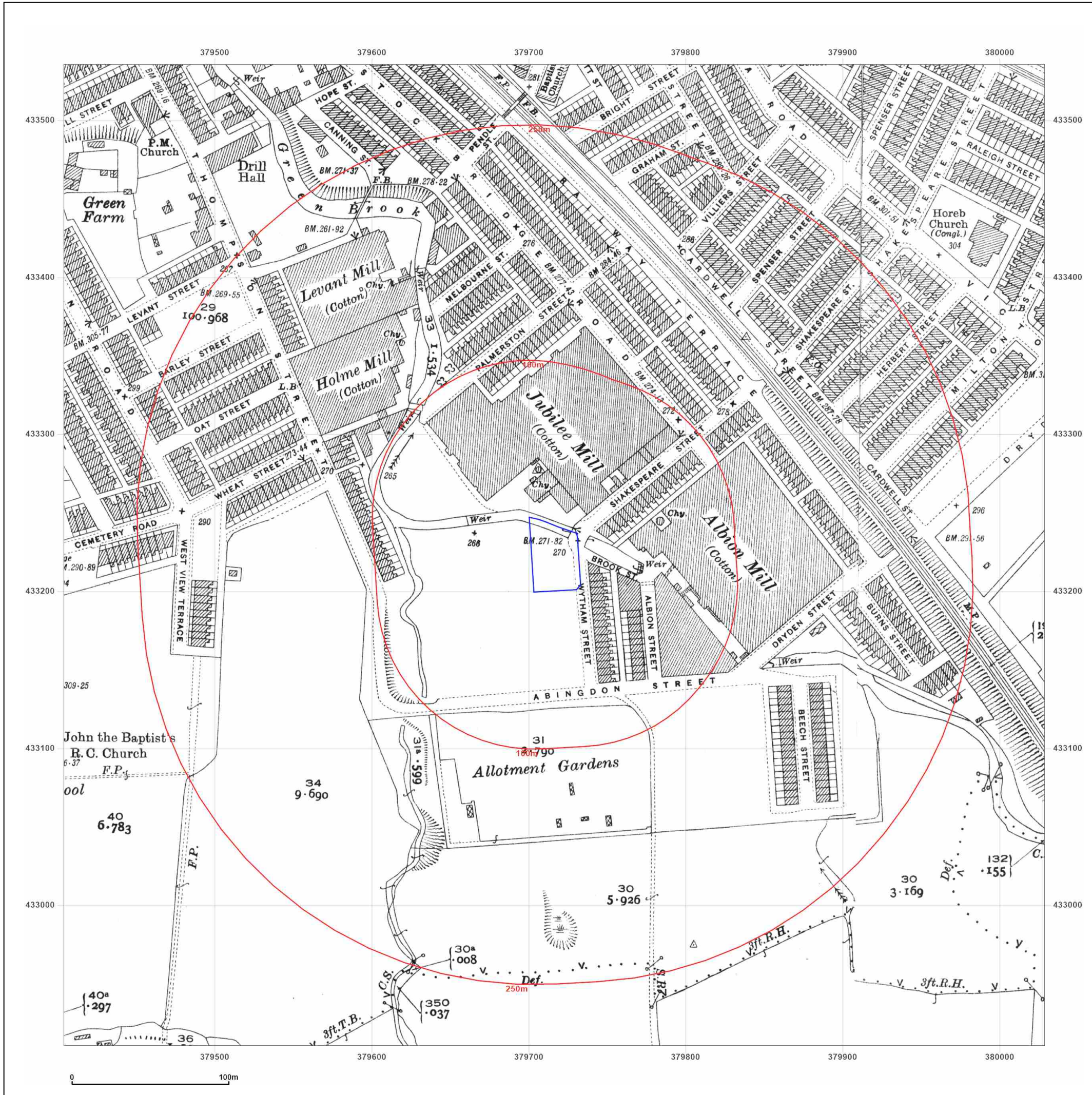


Produced by
Groundsure Insights
T: 08444 159000
E: info@groundsure.com
W: www.groundsure.com

© Crown copyright and database rights 2018 Ordnance Survey 100035207

Production date: 12 December 2023

Map legend available at:
www.groundsure.com/sites/default/files/groundsure_legend.pdf



Site Details:

SHAKESPEARE HOTEL,
SHAKESPEARE HOTEL,
WYTHAM STREET, PADIHAM,
BB12 7DX

Client Ref: Patel
Report Ref: GS-3UP-9RD-L9H-XK7
Grid Ref: 379716, 433223

Map Name: National Grid

Map date: 1957-1958

Scale: 1:1,250

Printed at: 1:2,000



Surveyed 1957
Revised N/A
Edition N/A
Copyright 1958
Levelled 1930

Surveyed 1957
Revised N/A
Edition N/A
Copyright 1958
Levelled 1930

Surveyed 1957
Revised 1957
Edition N/A
Copyright N/A
Levelled 1930

Surveyed 1957
Revised 1957
Edition N/A
Copyright N/A
Levelled 1930



Produced by
Groundsure Insights
T: 08444 159000
E: info@groundsure.com
W: www.groundsure.com

© Crown copyright and database rights 2018 Ordnance Survey 100035207

Production date: 12 December 2023

Map legend available at:
www.groundsure.com/sites/default/files/groundsure_legend.pdf



Site Details:

SHAKESPEARE HOTEL,
SHAKESPEARE HOTEL,
WYTHAM STREET, PADIHAM,
BB12 7DX

Client Ref: Patel
Report Ref: GS-3UP-9RD-L9H-XK7
Grid Ref: 379716, 433223

Map Name: National Grid

Map date: 1958

Scale: 1:1,250

Printed at: 1:2,000



Surveyed 1957
Revised N/A
Edition 1958
Copyright N/A
Levelled 1930

Surveyed 1957
Revised N/A
Edition 1958
Copyright N/A
Levelled 1930

Surveyed N/A
Revised N/A
Edition N/A
Copyright N/A
Levelled N/A

Surveyed N/A
Revised N/A
Edition N/A
Copyright N/A
Levelled N/A



Produced by
Groundsure Insights
T: 08444 159000
E: info@groundsure.com
W: www.groundsure.com

© Crown copyright and database rights 2018 Ordnance Survey 100035207

Production date: 12 December 2023

Map legend available at:
www.groundsure.com/sites/default/files/groundsure_legend.pdf



Site Details:

SHAKESPEARE HOTEL,
SHAKESPEARE HOTEL,
WYTHAM STREET, PADIHAM,
BB12 7DX

Client Ref: Patel
Report Ref: GS-3UP-9RD-L9H-XK7
Grid Ref: 379716, 433223

Map Name: National Grid

Map date: 1957-1961

Scale: 1:2,500

Printed at: 1:2,500



Surveyed N/A
Revised 1959
Edition 1960
Copyright 1960
Levelled 1930

Surveyed 1961
Revised 1961
Edition 1962
Copyright 1962
Levelled 1956

Surveyed 1960
Revised 1960
Edition 1961
Copyright 1961
Levelled 1956

Surveyed 1957
Revised 1957
Edition N/A
Copyright N/A
Levelled N/A

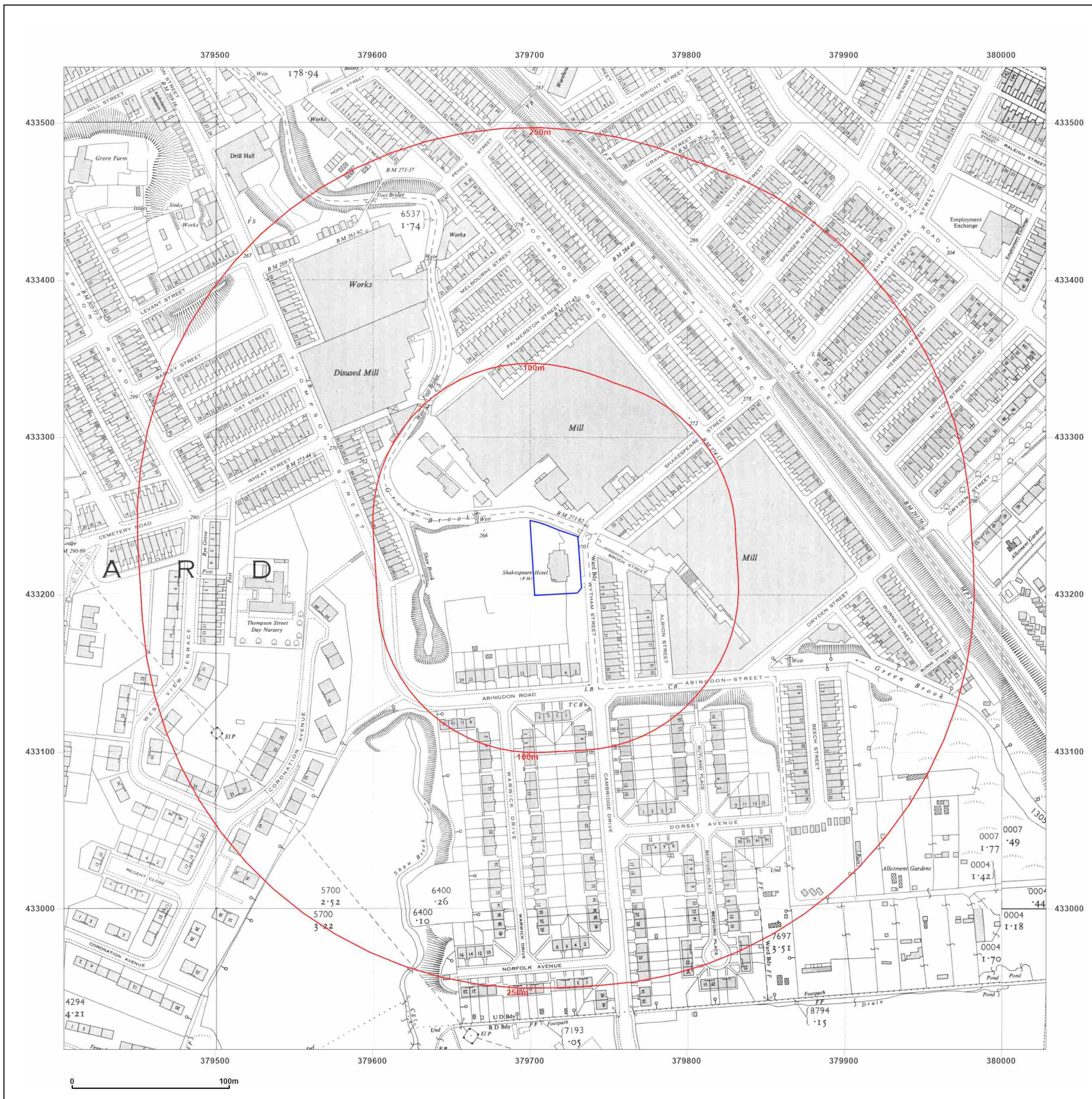


Produced by
Groundsure Insights
T: 08444 159000
E: info@groundsure.com
W: www.groundsure.com

© Crown copyright and database rights 2018 Ordnance Survey 100035207

Production date: 12 December 2023

Map legend available at:
www.groundsure.com/sites/default/files/groundsure_legend.pdf

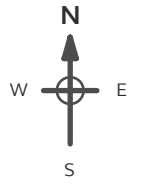


Site Details:

SHAKESPEARE HOTEL,
SHAKESPEARE HOTEL,
WYTHAM STREET, PADIHAM,
BB12 7DX

Client Ref: Patel
Report Ref: GS-3UP-9RD-L9H-XK7
Grid Ref: 379716, 433223

Map Name: National Grid
Map date: 1967-1969
Scale: 1:2,500
Printed at: 1:2,500



<p>Surveyed N/A Revised 1968 Edition 1969 Copyright 1969 Levelled 1961</p>	<p>Surveyed 1967 Revised 1967 Edition N/A Copyright 1968 Levelled 1961</p>
--	--

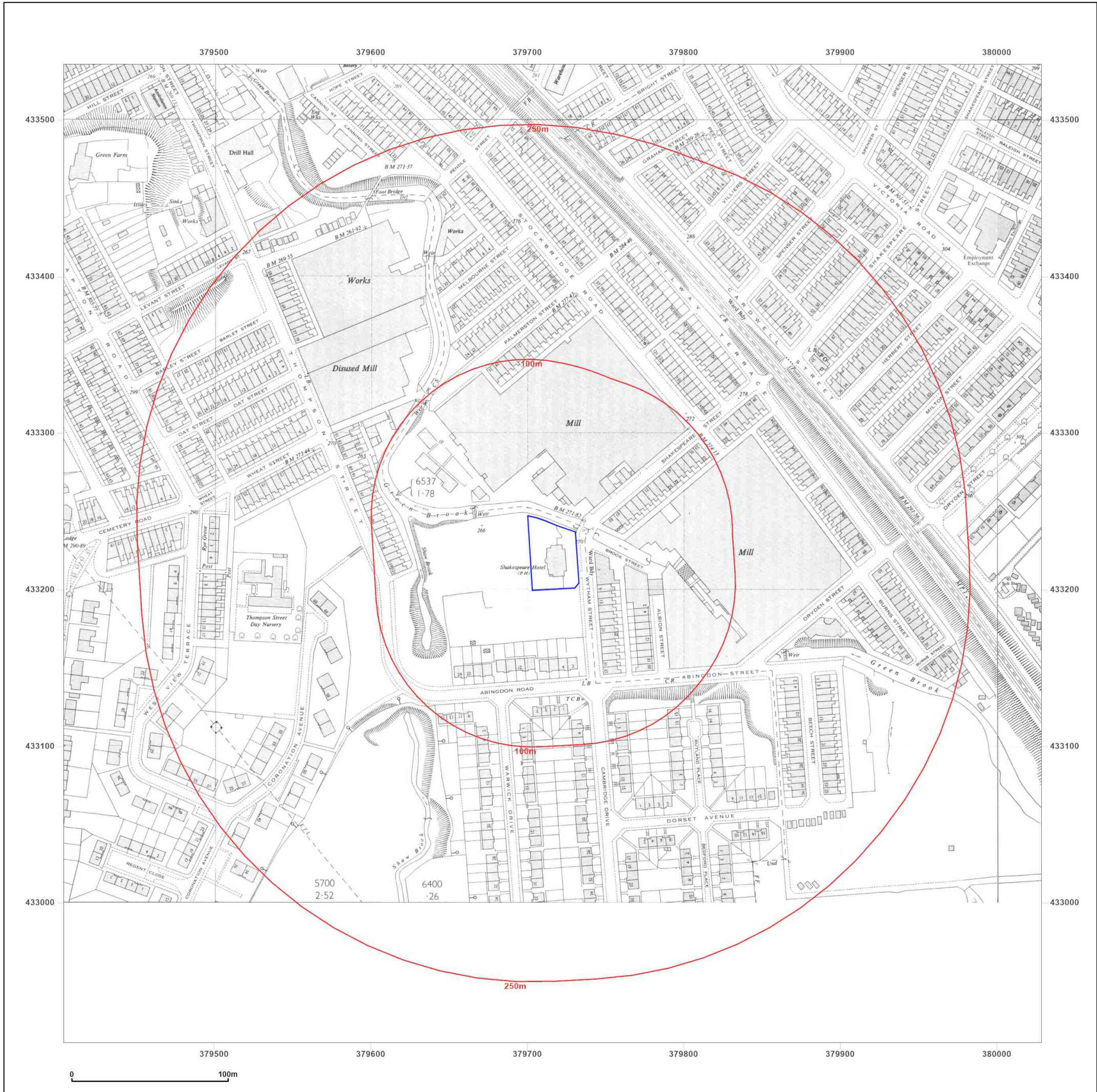


Produced by
Groundsure Insights
T: 08444 159000
E: info@groundsure.com
W: www.groundsure.com

© Crown copyright and database rights 2018 Ordnance Survey 100035207

Production date: 12 December 2023

Map legend available at:
www.groundsure.com/sites/default/files/groundsure_legend.pdf



Site Details:

SHAKESPEARE HOTEL,
SHAKESPEARE HOTEL,
WYTHAM STREET, PADIHAM,
BB12 7DX

Client Ref: Patel
Report Ref: GS-3UP-9RD-L9H-XK7
Grid Ref: 379716, 433223

Map Name: National Grid

Map date: 1973-1975

Scale: 1:1,250

Printed at: 1:2,000



Surveyed 1957
Revised 1973
Edition N/A
Copyright 1973
Levelled 1961

Surveyed 1957
Revised 1975
Edition 1975
Copyright 1958
Levelled 1930

Surveyed 1957
Revised 1975
Edition 1975
Copyright 1958
Levelled 1930

Surveyed 1957
Revised 1974
Edition N/A
Copyright 1975
Levelled 1961



Produced by
Groundsure Insights
T: 08444 159000
E: info@groundsure.com
W: www.groundsure.com

© Crown copyright and database rights 2018 Ordnance Survey 100035207

Production date: 12 December 2023

Map legend available at:
www.groundsure.com/sites/default/files/groundsure_legend.pdf



Site Details:

SHAKESPEARE HOTEL,
SHAKESPEARE HOTEL,
WYTHAM STREET, PADIHAM,
BB12 7DX

Client Ref: Patel
Report Ref: GS-3UP-9RD-L9H-XK7
Grid Ref: 379716, 433223

Map Name: National Grid

Map date: 1989-1993

Scale: 1:1,250

Printed at: 1:2,000



Surveyed 1993
Revised N/A
Edition N/A
Copyright 1993
Levelled N/A

Surveyed N/A
Revised N/A
Edition N/A
Copyright 1989
Levelled 1961

Surveyed 1993
Revised 1993
Edition N/A
Copyright N/A
Levelled N/A

Surveyed 1993
Revised N/A
Edition N/A
Copyright 1993
Levelled N/A

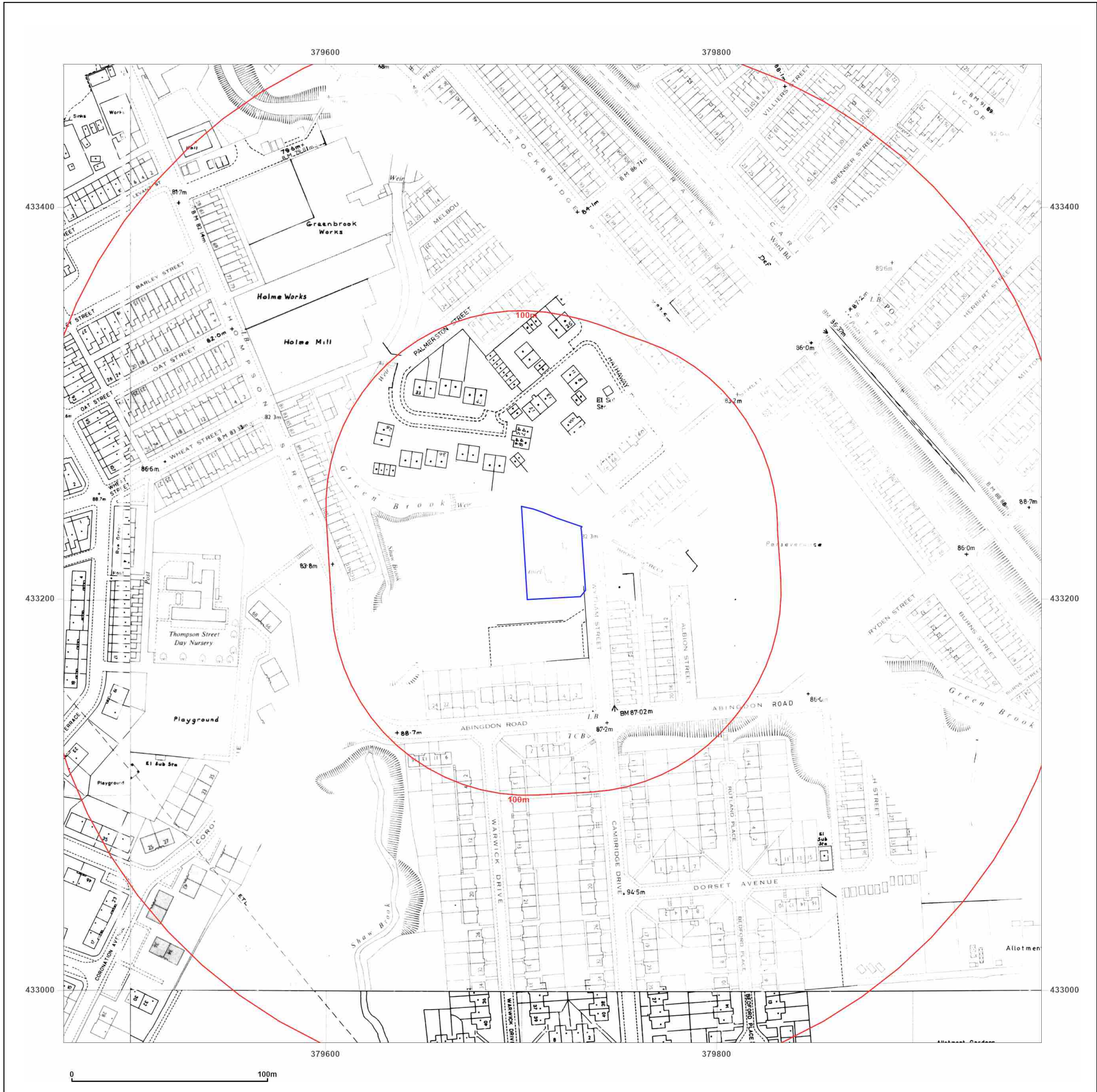


Produced by
Groundsure Insights
T: 08444 159000
E: info@groundsure.com
W: www.groundsure.com

© Crown copyright and database rights 2018 Ordnance Survey 100035207

Production date: 12 December 2023

Map legend available at:
www.groundsure.com/sites/default/files/groundsure_legend.pdf



Site Details:

SHAKESPEARE HOTEL,
SHAKESPEARE HOTEL,
WYTHAM STREET, PADIHAM,
BB12 7DX

Client Ref: Patel
Report Ref: GS-3UP-9RD-L9H-XK7
Grid Ref: 379716, 433223

Map Name: National Grid

Map date: 1990-1995

Scale: 1:1,250

Printed at: 1:2,000



Surveyed 1995
Revised N/A
Edition N/A
Copyright 1995
Levelled N/A

Surveyed 1990
Revised 1990
Edition N/A
Copyright 1990
Levelled N/A



Produced by
Groundsure Insights
T: 08444 159000
E: info@groundsure.com
W: www.groundsure.com

© Crown copyright and database rights 2018 Ordnance Survey 100035207

Production date: 12 December 2023

Map legend available at:
www.groundsure.com/sites/default/files/groundsure_legend.pdf



Site Details:

SHAKESPEARE HOTEL,
SHAKESPEARE HOTEL,
WYTHAM STREET, PADIHAM,
BB12 7DX

Client Ref: Patel
Report Ref: GS-3UP-9RD-L9H-XK7
Grid Ref: 379716, 433223

Map Name: National Grid

Map date: 1993-1995

Scale: 1:1,250

Printed at: 1:2,000



Surveyed 1995
Revised 1995
Edition N/A
Copyright N/A
Levelled N/A

Surveyed 1993
Revised N/A
Edition N/A
Copyright 1993
Levelled N/A



Produced by
Groundsure Insights
T: 08444 159000
E: info@groundsure.com
W: www.groundsure.com

© Crown copyright and database rights 2018 Ordnance Survey 100035207

Production date: 12 December 2023


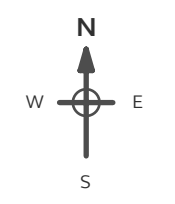
Map legend available at:
www.groundsure.com/sites/default/files/groundsure_legend.pdf



Site Details:
 SHAKESPEARE HOTEL,
 SHAKESPEARE HOTEL,
 WYTHAM STREET, PADIHAM,
 BB12 7DX

Client Ref: Patel
Report Ref: GS-3UP-9RD-L9H-XK7
Grid Ref: 379716, 433223

Map Name: LandLine
Map date: 2003
Scale: 1:1,250
Printed at: 1:1,250



Powered by

 Produced by
 Groundsure Insights
 T: 08444 159000
 E: info@groundsure.com
 W: www.groundsure.com

© Crown copyright and database rights 2018 Ordnance Survey 100035207

Production date: 12 December 2023

Map legend available at:
www.groundsure.com/sites/default/files/groundsure_legend.pdf

